

HTY615D

| | |
|-----------------|-----------------------|
| Familie | Afwasmachine |
| Subfamilie | Doorschuiver |
| Korf afmetingen | 600x500 en 500x500 mm |
| Rinse pump | HTR system |



Meegeleverde accessoires

| | | | |
|-------------|---------|--------------|-----------|
| Vaat korf | PB60D01 | Toevoerslang | Ja - 2,2m |
| Bestek mand | PHOOS03 | Afvoerpijp | Ja - 2,2m |
| Vlakke korf | PB60G01 | | |

Target

| | |
|-----------|--|
| Solutions | Restaurants/Pubs; Bakery/Pastry making; Frozen bakery industry; Food retail; Other food industry; Catering and Institutions |
|-----------|--|

Programs

| | |
|------------------------|--|
| Programs | 6 automatic programs; 1 fully customizable program; Self-cleaning programs; Cold water rinse program |
| Program options | Extra rinse; Clean water cycle |
| Program specifications | 4- 71°C / 60°C - 1' 20"; 13- 71°C / 60°C - 2' 10"; 3- 85°C / 60°C - 60"; 18- 85°C / 60°C - 1' 10"; 16- 85°C / 60°C - 2' 40"; 17- 85°C / 60°C - 4' 10"; 5- 85°C / 60°C - 1' 30" |
| Max korven/uur | 60 |
| Maximale vaat/uur | 1122 |

Interface

| | | | |
|----------------------------------|---------|---------------------------|----|
| Display | 8 digit | Programma verloop melding | Ja |
| Aan/uit knop | Ja | Einde-cyclus melding | Ja |
| Naglans spoelmiddel leeg melding | Ja | Handmatige diagnose | Ja |
| Melding, geen zeep | Ja | | |

Construction

| | | | |
|----------------------|---|------------------------------|------------------------|
| Tank Construction | Deep drawn Double wall | Kap | Dubbelwandig |
| Tank materiaal | Roestvrij staal AISA 304 | Filter | 5-stages filter system |
| Achterwand | Roestvrijstaal | Tank volume | 22 l |
| Upper washing system | One washing and one split rinse spray arms, stainless steel | Boiler volume | 8 l |
| Lower washing system | One washing and one split rinse spray arms, stainless steel | Protection class | IPX4 |
| Tank filter | Roestvrij staal | Adjustable feet | Ja |
| | | Maximale hoogte water afvoer | 1000 mm |

Technische specificaties

| | | | |
|-----------------------------------|--------|------------------------------|-----------------|
| Trays washing option | Ja | Maximale water hardheid | 12°f - 7°dH |
| Tank heating element power | 2200 W | Water invoer | Koud 15°C |
| Boiler heating element power | 9000 W | Peristaltische naspoelpomp | Ja, handmatig |
| Washing pump power | 730 W | Peristaltische naspoelpomp | Ja, handmatig |
| Standaard aansluiting | 9730 W | Bruikbare ruimte in hoogte | 420 mm |
| Electrische aansluiting | 3,2 l | Maximale hoogte met open kap | 2102 mm |
| Water invoer | 5°C | Product dimensions WxDxH | 716x760x1520 mm |
| Maximale temperatuur water invoer | 60°C | | |

Elektrische aansluiting

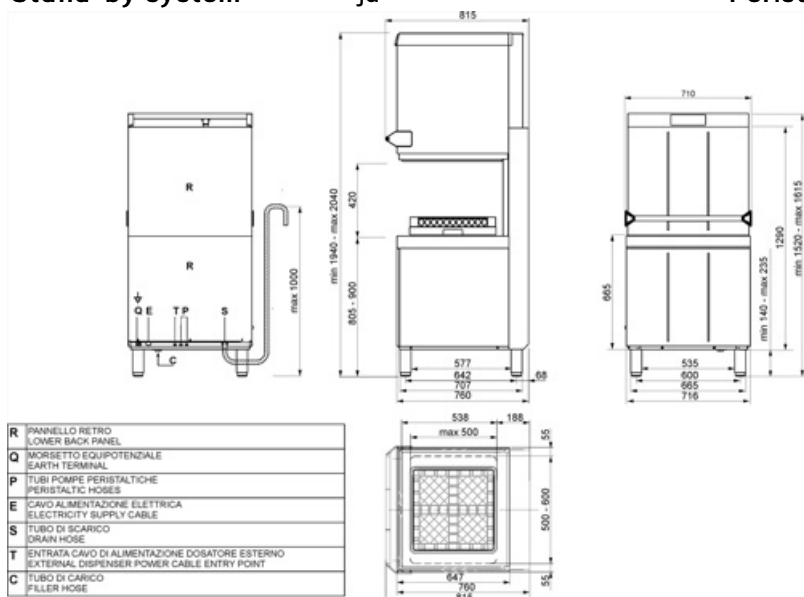
| | | | |
|-------------------------|-----------------------------------|---------------------------|--------------------------------|
| Electrische aansluiting | 400 V 3N~ / 16 A / 9,7 kW / 50 Hz | Electronische aansluiting | 230 V~ / 31 A / 7,0 kW / 50 Hz |
|-------------------------|-----------------------------------|---------------------------|--------------------------------|

Equipments

| | | | |
|----------------------------|---------------------------|--|-----------------------------|
| Afvoerpomp | Ja | Automatische start | Ja, standaard uitgeschakeld |
| Peristaltische zeepomp | Ja, elektronisch geregeld | Cycle counter | Ja |
| Peristaltische naspoelpomp | Ja, elektronisch geregeld | Breaktank | Ja |
| Chemie niveau probe | Ja, optioneel KITSONLIV | Partial renewal of water in the tank and built-in drain pump | Ja |
| Chemie dosering | gr/lt | Diameter toevoerslang | Ja - 1,5m |

Boiler thermostat Yes - default
 Soft Start system Ja
 Stand-by system Ja

Diameter afvoerslang Ja - 2,2m
 Peristaltische zeppomp handmatig
 Peristaltische zeppomp handmatig



Accessoires niet inbegrepen



PB60T02

Basket for GN1/1 trays, 600x500x100 mm



PHOOS03

8 compartments polypropylene basket for cutlery suggested for hoodtype



KITSONLIV

Probe level kit for double wall models



PB60G01

Universal flat bottom polypropylene basket, 600x500x115 mm



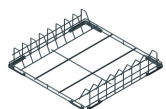
WH00S01

Wire insert for 12 small dishes



WB60G01

Wire basket with flat bottom, 600x500x123 mm



WB60T03

Wire basket for 5 trays dim.600x400 mm, 600x500 mm




PHOOS01

Polypropylene single basket for cutlery



WB60D02

Wire basket for 24 dishes max diameter 320 mm, 600x500 mm




PB50G02

Universal flat bottom polypropylene basket, 500x500x170 mm



WB50G01

Universal wire basket with flat bottom, 500x500x123 mm



PB50D01

Polypropylene basket for 18 plates, 500x500x105 mm




WB50G02

Wire basket for 90 mm diameter max glasses with sloped bottom, 500x500x170 mm



WB60D01

Wire basket for 24 dishes max diameter 260mm, 600x500



PB50G01

Universal polypropylene basket, 500x500x100 mm



WB50G04

Wire basket for glasses 135 mm diameter max, with sloped bottom, 500x500x170 mm



PB60D01

Polypropylene basket for 22 dishes, 600x500x115 mm



PHOOS02

6 compartments polypropylene basket for cutlery

WB50D01



Wire basket for 18 dishes 250 mm max.
diameter or self service trays, 500X500
mm