

HTY625D

Family	Professional dishwasher
Subfamily	Hoodtype dishwasher
Basket dimensions	600x500 e 500x500 mm
Panel	Topline
Filter	5-stages filter system
Rinse pump H.T.R. system	Yes
Usable load height	420 mm
Power connection	400 V 3N~ / 16 A / 9,7 kW / 50 Hz
Maximum height with open hood	2040 mm
Product dimensions WxDxH	716x760x1520 mm
EAN code	8017709288358



Target

Solutions	Restaurants/Pubs; Frozen bakery industry; Food retail; Other food industry; Health and care; Catering and Institutions
-----------	--

Aesthetics

Series	Topline	Led color	White
Control panel	touch screen		

Functions



Functionality	A0 = 30; A0 = 60; Euronorm trays washing; GN 1/1 trays washing; 5-stage filter; HTR; Door clearance 420mm
---------------	---

Programs

Programs	13 automatic programs; 1 fully programmable program; Self-cleaning programs; Cold water rinse program
Program options	Extra rinse; Clean water cycle

Program specifications

Boiler 85°C / Vasca 70°C - 45'20"; Boiler 85°C / Vasca 70°C - 50'20"; Boiler 85°C / Vasca 70°C - 7'10"; Boiler 71°C/Tank 60°C - 50"; Boiler 85°C/Tank 60°C - 1'10"; Boiler 85°C/Tank 60°C - 2'; Boiler 85°C/Tank 60°C - 2'30"; Boiler 71°C/Tank 60°C - 1'10"; Boiler 71°C/Tank 60°C - 2'10"; Boiler 24°C/Tank 60°C - 4'

Drain and self cleaning cycle

Yes

Maximum basket/hour

72

Maximum dishes/hour

1584

Interface

Display TFT

Cycle progress alert Yes

On/Off button Yes

End-cycle alert Yes

Rinse aid missing alert Yes

Manual diagnostic Yes

Detergent missing alert Yes

Construction

Tank Deep drawn

Hood construction Double wall

Construction Double wall

Tank capacity 25 l

Tank material Stainless steel AISI 304

Boiler capacity 8 l

Back panel Prepainted

Protection class IPX4

Tank filter Stainless steel

Adjustable feet Yes

Washing spray arm 2 in stainless steel

Net weight 128,000 kg

Rinse spray arm 2 in stainless steel

Drain max. height 1000 mm

Technical Features

Tank heating element 2200 W

Warm water connection 8°C

Boiler heating element 9000 W

Max temperature inlet water 60°C

Washing pump 730 W

Max water hardness 12°F - 7°dH

Default connection 9730 W

Inlet pressure 100-600 kPa

Water cycle consumption 3,2 l

Electrical Connection

Optional electrical connection 230 V~ / 31 A / 7,0 kW / 50 Hz

Equipments

Drain pump Yes

Cycle counter Yes

Peristaltic detergent doser Electronic control

Break tank Yes

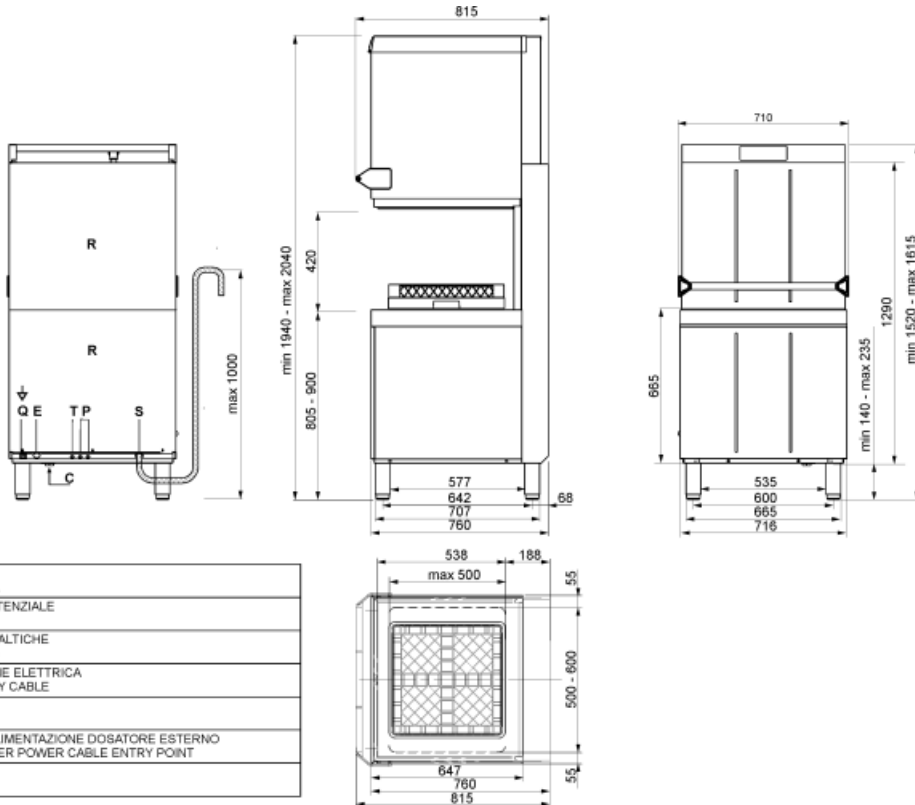
Peristaltic rinse-aid doser Electronic control

Partial renewal of water in the tank and built-in drain pump Yes

Chemicals level probe	Yes, with optional kit KITSONLIV	Trays/basket washing option 600x400	Yes
Thermostop system	Yes	Trays washing option	GN1/1 530X32 5mm
Soft Start system	Yes	Water supply pipe diameter	DN15 - 1/2"
Stand-by system	Yes	Drain supply pipe diameter	DN20-G 3/4"
Automatic start	Yes, default OFF	Detergent (red) hose lenght	2,2m
Detergent load	1,5 l/h	Rinse aid (blue) hose lenght	2,2m
Rinse load	0,4 l/h		

Accessories Included

Dish basket	1x PB60D01	Water supply hose	Yes - 2m
Cutlery basket	1x PHOOS03	Drain hose	Yes - 2m
Flat basket	1x PB60G01		



R	PANNELLO RETRO LOWER BACK PANEL
Q	MORSETTO EQUIPOTENZIALE EARTH TERMINAL
P	TUBI POMPE PERISTALTICHE PERISTALTIC HOSES
E	CAVO ALIMENTAZIONE ELETTRICA ELECTRICITY SUPPLY CABLE
S	TUBO DI SCARICO DRAIN HOSE
T	ENTRATA CAVO DI ALIMENTAZIONE DOSATORE ESTERNO EXTERNAL DISPENSER POWER CABLE ENTRY POINT
C	TUBO DI CARICO FILLER HOSE

Not included accessories



PB60T02

Basket for GN1/1 trays, 600x500x100 mm



PHOOS03

8 compartments polypropylene basket for cutlery suggested for hoodtype



KITSONLIV

Probe level kit for double wall models



PB60G01

Universal flat bottom polypropylene basket, 600x500x115 mm



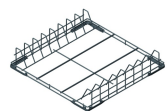
WH00S01

Wire insert for 12 small dishes



WB60G01

Wire basket with flat bottom, 600x500x123 mm



WB60T03

Wire basket for 5 trays dim.600x400 mm, 600x500 mm



WT51200SHL8

Entry table left side with sink and scraping hole, backsplash (100mm), lower shelf, 1200x800x821,5 mm




PHOOS01

Polypropylene single basket for cutlery



WB60D02

Wire basket for 24 dishes max diameter 320 mm, 600X500 mm




PB50G02

Universal flat bottom polypropylene basket, 500x500x170 mm



WB50G01

Universal wire basket with flat bottom, 500x500x123 mm



PB50D01

Polypropylene basket for 18 plates, 500x500x105 mm



WB50G02

Wire basket for 90 mm diameter max glasses with sloped bottom, 500x500x170 mm



WB60D01

Wire basket for 24 dishes max diameter 260mm, 600X500



PB50G01

Universal polypropylene basket, 500x500x100 mm

**WB50G04**

Wire basket for glasses 135 mm diameter max, with sloped bottom, 500x500x170 mm

**PHOOS02**

6 compartments polypropylene basket for cutlery

**PB60D01**

Polypropylene basket for 22 dishes, 600x500x115 mm

**WB50D01**

Wire basket for 18 dishes 250 mm max. diameter or self service trays, 500X500 mm

Symbols glossary (TT)



THERMODESINFECTION A0=30



THERMODESINFECTION A0=60



SUITABLE FOR EURONORM TRAY



SUITABLE FOR GASTRONORM TRAY



HTR RINSING SYSTEM



MAX. USABLE HEIGHT 420mm



5 STAGE FILTER