

KBT1200XE

Product family	Hood
Hood Type	Decorative wall hood
Design	T flat
Extraction	Extraction
Electronic control	Yes
Material	Stainless steel
Type of steel	Brushed
EAN code	8017709286637
Hood width	120 cm
Aesthetic	Universale
Colour	Stainless steel
Finishing	Satin
Logo	Silk screen



Controls

Control setting	Electronic buttons
-----------------	--------------------

Program / Functions

No. of speeds	3
Intensive speed	
24h air filter function	
Time-setting options	

Technical Features



No. of lights	2	Anti-grease filters	Aluminium
Light type	LED	Filter replacement indicator	Yes
Light Power	1.3 W	Vent outlet	150 mm
Light color temperature scale (K)	3000 K	Minimum distance from GAS hob	650 mm
Free outlet maximum capacity	610 m ³ /h	Minimum distance from ELECTRIC hob	650 mm
Motor power	230 W	Non return valve	Yes
No. of filters	4		

	Extraction rate IEC 61591 [m ³ /h]	Noise level IEC 60704-2-13 [dBA]
Speed 1	251	48
Speed 2	345	56
Speed 3	454	62
Intensive speed	690	72

Accessories included

Tube reduction Yes

Performance / Energy Label



Annual Efficiency Consumption (AEChood)	55 kWh/a	Airbourne acoustical A-weighted sound Power Emission at minimum speed (SPEmin)	47 dBA
Energy efficiency class (EEC)	A	Airborne acoustical A-weighted sound Power Emission at maximum speed (SPEmax)	61 dBA
Fluid Dynamic Efficiency (FDE)	30.2	Airbourne acoustical A-weighted sound power emission at boost speed (SPEboost)	71 dBA
Fluid Dynamic Efficiency class (FDEC)	A	Time increase factor (F)	0.9
Lighting Efficiency (LE)	58.8 lux/W	Energy Efficiency Index	52.1
Lighting Efficiency Class (LEC)	A	Measured air flow rate at best efficiency point (Qbep)	387 m ³ /h
Grease Filtering Efficiency (GFE)	79.6 %	Measured air pressure at best efficiency point (Pbep)	452 Pa
Grease Filtering Efficiency Class (GFEC)	C	Measured electric power input at best efficiency point (Wbep)	161 W
Air flow at minumum speed (Qmin)	251 m ³ /h	Nominal Power consumption of the light system (WL)	3 W
Air flow at maximum speed (Qmax)	454 m ³ /h	Average illumination of the light on the cooking surface (Emiddle)	153 lux
Air flow at boost speed (Qboost)	690 m ³ /h	Sound power level at highest setting (Lwa)	72 dBA

Electrical Connection

Electrical connection rating	230 W	Power supply cable length	1500 mm
Voltage	220-240 V	Plug	Not present
Frequency (Hz)	50-60 Hz		



Compatible Accessories



KITCEKBT

Chimney extension, dimensions 261,5 * 260 * 830 mm suitable for T-shape hood KBT* & KBCT*, max height 1380 mm Stainless Steel



KITFCKBT








1 pc of charcoal filter for the hood models KBT* / KBCT*



KITFCKBTR

1 pcs of Charcoal filter Regenerable* suitable for all the KBT/KBCT models. * It can be washed in the dishwasher up to 12 times and dry in the oven at max 90° for 60 min. dimension 237,5(H)x245x10 mm

Symbols glossary

- | | | | |
|--|---|---|---|
|  | 24h: When selected this function refreshes the air for c. 10 minutes every hour over a 24 hour period, at minimum speed and an imperceptible noise level. |  | Filters: Model has filters to help remove grease from the steam emanating from the pans during cooking. |
|  | Switch off automatically: A special setting, to run after the end of cooking for a pre-set time and then switch off automatically. |  | Energy efficiency class A |
|  | Warning light(s): to advise when filters need changing. |  | Lights: All cooker hoods feature lights to illuminate the cooking area or add to the ambience of the kitchen. |
|  | Intensive/turbo setting: when extra fast extraction is required. | | |