

KBT600BL

Product family	Hood
Hood Type	Decorative wall hood
Design	T flat
Extraction	Extraction
Electronic control	Yes
Material	Stainless steel
EAN code	8017709347246
Hood width	60 cm
Aesthetic	Universale
Colour	Black
Logo	Silk screen



Controls

Control setting	Electronic buttons
-----------------	--------------------

Program / Functions

No. of speeds	3
Intensive speed	
24h air filter function	
Time-setting options	

Technical Features



No. of lights	2	Anti-grease filters	Aluminium
Light type	LED	Filter replacement indicator	Yes
Light Power	1,3 W	Vent outlet	150 mm
Light color temperature scale (K)	3000 K	Minimum distance from GAS hob	650 mm
Free outlet maximum capacity	820 m ³ /h	Minimum distance from ELECTRIC hob	500 mm
Motor power	230 W	Non return valve	Yes
No. of filters	2		

	Extraction rate IEC 61591 [m ³ /h]	Noise level IEC 60704-2-13 [dBA]
Speed 1	260	49
Speed 2	358	57
Speed 3	473	64
Intensive speed	686	72

Accessories included

Tube reduction Yes

Performance / Energy Label



Annual Efficiency Consumption (AEChood)	53 kWh/a	Airbourne acoustical A-weighted sound Power Emission at minimum speed (SPEmin)	48 dBA
Energy efficiency class (EEC)	A	Airborne acoustical A-weighted sound Power Emission at maximum speed (SPEmax)	64 dBA
Fluid Dynamic Efficiency (FDE)	29,8	Airbourne acoustical A-weighted sound power emission at boost speed (SPEboost)	71 dBA
Fluid Dynamic Efficiency class (FDEC)	A	Time increase factor (F)	0,9
Lighting Efficiency (LE)	70,4 lux/W	Energy Efficiency Index	52,0
Lighting Efficiency Class (LEC)	A	Measured air flow rate at best efficiency point (Qbep)	395 m ³ /h
Grease Filtering Efficiency (GFE)	79,7 %	Measured air pressure at best efficiency point (Pbep)	451 Pa
Grease Filtering Efficiency Class (GFEC)	C	Measured electric power input at best efficiency point (Wbep)	159 W
Air flow at minumum speed (Qmin)	261 m ³ /h	Nominal Power consumption of the light system (WL)	3 W
Air flow at maximum speed (Qmax)	473 m ³ /h	Average illumination of the light on the cooking surface (Emiddle)	156 lux
Air flow at boost speed (Qboost)	686 m ³ /h	Sound power level at highest setting (Lwa)	70 dBA

Electrical Connection


Electrical connection rating	230 W	Power supply cable length	1500 mm
Voltage	220-240 V	Plug	Not present
Frequency (Hz)	50-60 Hz		



Compatible Accessories


KITCEKBTBL

KITFCKBT










1 pc of charcoal filter for the hood models KBT* / KBCT*

KITFCKBTR



1 pcs of Charcoal filter Regenerable* suitable for all the KBT/KBCT models. * It can be washed in the dishwasher up to 12 times and dry in the oven at max 90° for 60 min. dimension 237,5(H)x245x10 mm

Symbols glossary

- | | | | |
|--|---|---|--|
|  | 24h: When selected this function refreshes the air for c. 10 minutes every hour over a 24 hour period, at minimum speed and an imperceptible noise level. |  | Energy efficiency class A |
|  | Filters: Model has filters to help remove grease from the steam emanating from the pans during cooking. |  | Switch off automatically: A special setting, to run after the end of cooking for a pre-set time and then switch off automatically. |
|  | Warning light(s): to advise when filters need changing. |  | Lights: All cooker hoods feature lights to illuminate the cooking area or add to the ambience of the kitchen. |
|  | Intensive/turbo setting: when extra fast extraction is required. | | |