

KBT900AE




Product family	Hood
Hood Type	Decorative wall hood
Design	T flat
Extraction	Extraction
Electronic control	Yes
Material	Painted material
Type of steel	Brushed
EAN code	8017709312961
Aesthetic	Universale
Colour	Anthracite
Logo	Silk screen



Controls

Control setting	Electronic buttons
-----------------	--------------------

Programs / Functions

No. of speeds	3
Intensive speed	
24h air filter function	
Time-setting options	

Technical Features

				
No. of lights	2		Anti-grease filters	Aluminium
Light type	LED		Filter replacement indicator	Yes
Light Power	1.3 W		Vent outlet	150 mm
Free outlet maximum capacity	730 m³/h		Minimum distance from GAS hob	650 mm
Motor power	230 W		Minimum distance from ELECTRIC hob	500 mm
No. of filters	3		Non return valve	Yes

Extraction rate IEC
61591 [m³/h]

Noise level IEC 60704-
2-13 [dBA]

Speed 1	265	47
Speed 2	360	55
Speed 3	480	62
Intensive speed	713	72

Accessories Included

Tube reduction Yes

Performance / Energy Label



Annual Efficiency Consumption (AEChood) 54 kWh/a
Energy efficiency class (EEC) A
Fluid Dynamic Efficiency (FDE) 31,2
Fluid Dynamic Efficiency class (FDEC) A
Lighting Efficiency (LE) 60,0 lux/W
Lighting Efficiency Class (LEC) A
Grease Filtering Efficiency (GFE) 76,5 %
Grease Filtering Efficiency Class (GFEC) C
Air flow at minumum speed (Qmin) 265 m³/h
Air flow at maximum speed (Qmax) 480 m³/h
Air flow at boost speed (Qboost) 713 m³/h
Airbourne acoustical A-weighted sound Power Emission at minimum speed (SPEmin) 46 dBA

Airborne acoustical A-weighted sound Power Emission at maximum speed (SPEmax) 62 dBA
Airbourne acoustical A-weighted sound power emission at boost speed (SPEboost) 71 dBA
Power consumption in stand-by mode (Ps) 0,22 W
Time increase factor (F) 0,9
Energy Efficiency Index 52,0
Measured air flow rate at best efficiency point (Qbep) 395 m³/h
Measured air pressure at best efficiency point (Pbep) 451 Pa
Measured electric power input at best efficiency point (Wbep) 159 W
Nominal Power consumption of the light system (WL) 3 W
Average illumination of the light on the cooking surface (Emiddle) 156 lux
Sound power level at highest setting (Lwa) 62 dBA

Electrical Connection


Plug Not present
Electrical connection rating 230 W
Voltage 220-240 V

Frequency (Hz) 50-60 Hz
Power supply cable length 1500 mm

Compatible Accessories




KITCEKBTMB



KITFCKBT

1 pcs di filtro a carboni attivi per i modelli di cappe KBT* / KBCT*



KITFCKBTR

1 pcs of Charcoal filter Regenerable* suitable for all the KBT/KBCT models. * It can be washed in the dishwasher up to 12 times and dry in the oven at max 90° for 60 min. dimension 237,5(H)x245x10 mm

Symbols glossary



24h: When selected this function refreshes the air for c. 10 minutes every hour over a 24 hour period, at minimum speed and an imperceptible noise level.



Filters: Model has filters to help remove grease from the steam emanating from the pans during cooking.



Switch off automatically: A special setting, to run after the end of cooking for a pre-set time and then switch off automatically.



Warning light(s): to advise when filters need changing.



Lights: All cooker hoods feature lights to illuminate the cooking area or add to the ambience of the kitchen.



Intensive/turbo setting: when extra fast extraction is required.