

KBTAU700XE

Product family	Hood
Hood Type	Decorative wall hood
Design	T flat
Extraction	Extraction
Electronic control	Yes
Material	Stainless steel
Type of steel	Brushed
EAN code	8017709287870
Hood width	70 cm






Aesthetics

Aesthetic	Universale	Finishing	Satin
Colour	Stainless steel	Logo	Silk screen




Controls

Control setting	Electronic buttons
-----------------	--------------------

Programs / Functions

No. of speeds	3
Intensive speed	
24h air filter function	
Time-setting options	

Technical Features

				
No. of lights	2	Anti-grease filters	Aluminium	
Light type	LED	Filter replacement indicator	Yes	
Light Power	1.3 W	Vent outlet	150 mm	
Light color temperature scale (°K)	3000 °K	Minimum distance from GAS hob	650 mm	

Free outlet maximum capacity	610 m³/h	Minimum distance from ELECTRIC hob	500 mm
Motor power	230 W	Non return valve	Yes
No. of filters	2		

	Extraction rate IEC 61591 [m³/h]	Noise level IEC 60704-2-13 [dB(A)]
Speed 1	256	48
Speed 2	347	55
Speed 3	463	63
Intensive speed	688	72

Accessories Included

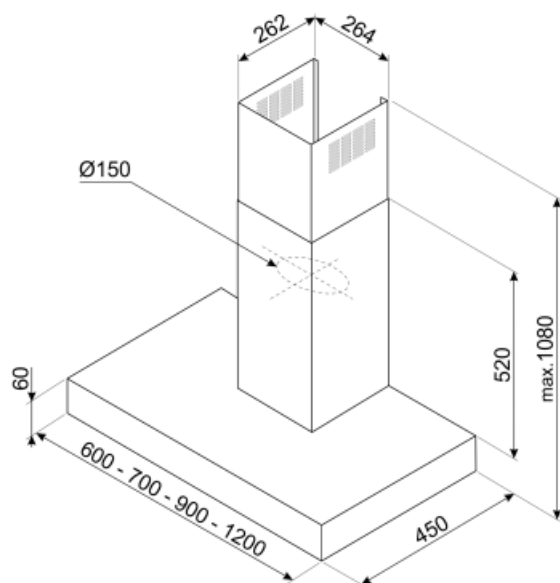
Tube reduction	Yes
----------------	-----

Performance / Energy Label







Annual Efficiency Consumption (AEChood)	54 kWh/a
---	----------

Electrical Connection

Plug	(I) Australia	Frequency (Hz)	50-60 Hz
Voltage	220-240 V	Power supply cable length	1500 mm



Symbols glossary (TT)

	24h: When selected this function refreshes the air for c. 10 minutes every hour over a 24 hour period, at minimum speed and an imperceptible noise level.		Filters: Model has filters to help remove grease from the steam emanating from the pans during cooking.
	Switch off automatically: A special setting, to run after the end of cooking for a pre-set time and then switch off automatically.		Warning light(s): to advise when filters need changing.
	Lights: All cooker hoods feature lights to illuminate the cooking area or add to the ambience of the kitchen.		Intensive/turbo setting: when extra fast extraction is required.