

# KBTU30AN




Product family	Hood
Hood Type	Decorative wall hood
Design	T flat
Extraction	Extraction
Electronic control	Yes
Material	Stainless steel
EAN code	8017709351502
Hood width	30 "
Aesthetic	Universale
Colour	Matt Black
Logo	Embossed



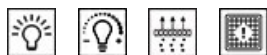
## Controls

Control setting	Touch control back-lighted White
-----------------	-------------------------------------

## Program / Functions

No. of speeds	3
Intensive speed	
24h air filter function	
Time-setting options	

## Technical Features



No. of lights	2	No. of filters	3
Light type	LED	Anti-grease filters	Aluminium
Light Power	1,3 W	Filter replacement indicator	Yes
Dimmer mode	Yes	Vent outlet	5 7/8 "
Light color temperature scale (K)	3000 K	Minimum distance from GAS hob	750 "
Free outlet maximum capacity	547.5 CFM	Minimum distance from ELECTRIC hob	650 "
Motor power	350 W	Non return valve	Yes

--	--	--

## Accessories Included

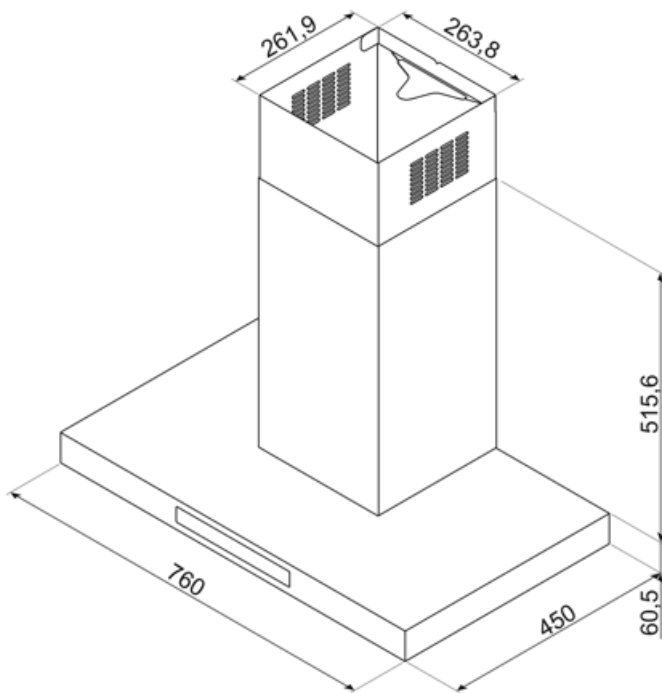
Tube reduction Yes

## Electrical Connection

Voltage	110-127 V	Power supply cable length	1500 "
Frequency (Hz)	60 Hz	Plug	(B) NEMA 5-15P

## Also available

Alternative colours available Matt white, Matt Black



---

## Compatible Accessories

---

FLT6U



KITCEKBTMB



---

## Alternative products

---



**KBTU30MW**

**Colour:** Stainless steel










**KBTU30X**

**Colour:** Stainless steel

---

## Symbols glossary

---

	24h: When selected this function refreshes the air for c. 10 minutes every hour over a 24 hour period, at minimum speed and an imperceptible noise level.		Filters: Model has filters to help remove grease from the steam emanating from the pans during cooking.
	Switch off automatically: A special setting, to run after the end of cooking for a pre-set time and then switch off automatically.		Warning light(s): to advise when filters need changing.
	Lights: All cooker hoods feature lights to illuminate the cooking area or add to the ambience of the kitchen.		Intensive/turbo setting: when extra fast extraction is required.
	Dimmering Lights		