

# KBTU30X




Product family	Hood
Hood Type	Decorative wall hood
Design	T flat
Extraction	Extraction
Electronic control	Yes
Material	Stainless steel
Type of steel	Brushed
EAN code	8017709351489
Hood width	30 "
Aesthetic	Universale
Colour	Stainless steel
Finishing	Satin
Logo	Embossed



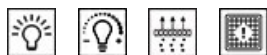
## Controls

Control setting	Touch control back-lighted White
-----------------	-------------------------------------

## Program / Functions

No. of speeds	3
Intensive speed	
24h air filter function	
Time-setting options	

## Technical Features



No. of lights	2	No. of filters	3
Light type	LED	Anti-grease filters	Aluminium
Light Power	1.3 W	Filter replacement indicator	Yes
Dimmer mode	Yes	Vent outlet	5 7/8 "
Light color temperature scale (°K)	3000 °K	Minimum distance from GAS hob	750 "
Free outlet maximum capacity	553.5 CFM	Minimum distance from ELECTRIC hob	650 "
Motor power	350 W	Non return valve	Yes

	□	□
--	---	---

Accessories Included

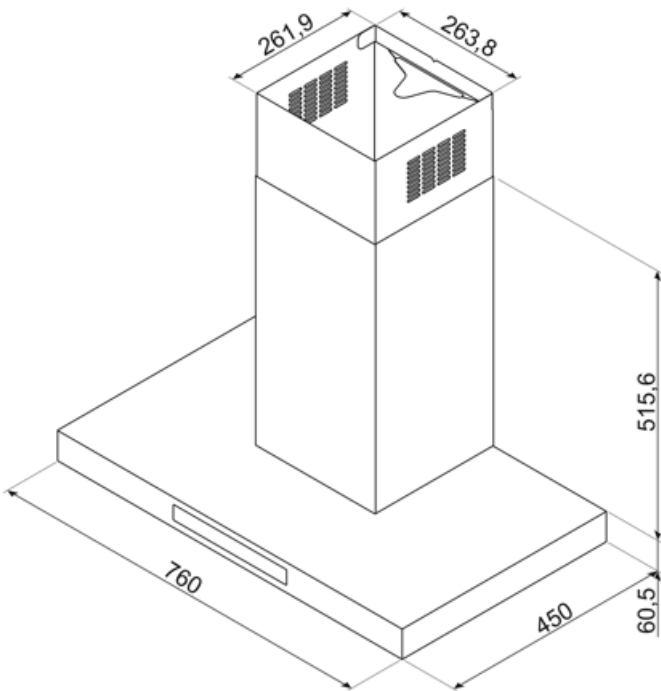
Tube reduction                      Yes

Electrical Connection

Plug	(B) NEMA 5-15P	Frequency (Hz)	60 Hz
Voltage	110-127 V	Power supply cable length	1500 "

Also available

Alternative colours available	Matt white, Matt Black	Available colours	KBTU30MW KBTU30AN
-------------------------------	------------------------	-------------------	-------------------



---

## Compatible Accessories

---

**FLT6U**



**KITCEKBT**



Chimney extension, dimensions 261,5 \* 260 \* 830 mm suitable for T-shape hood KBT\* & KBCT\*, max height 1380 mm Stainless Steel

---

## Alternative products

---



**KBTU30MW**

**Colour:** Stainless steel



**KBTU30AN**

**Colour:** Matt Black

---

## Symbols glossary

---



**24h:** When selected this function refreshes the air for c. 10 minutes every hour over a 24 hour period, at minimum speed and an imperceptible noise level.



**Filters:** Model has filters to help remove grease from the steam emanating from the pans during cooking.



**Switch off automatically:** A special setting, to run after the end of cooking for a pre-set time and then switch off automatically.



**Dimmering Lights**



**Warning light(s):** to advise when filters need changing.



**Lights:** All cooker hoods feature lights to illuminate the cooking area or add to the ambience of the kitchen.



**Intensive/turbo setting:** when extra fast extraction is required.

---

## Benefit (TT)

---

### **Touch display back lighted white**

Intuitive and immediate usability thanks to the elegant white LED backlit touch display