

# KBTU30X




|                      |                      |
|----------------------|----------------------|
| Product family       | Hood                 |
| Hood Type            | Decorative wall hood |
| Design               | Flat T-shaped        |
| Extraction           | Vented               |
| Electronic control   | Yes                  |
| Material             | Stainless steel      |
| Stainless steel type | Brushed              |
| EAN code             | 8017709351489        |
| Hood width           | 30 "                 |
| Aesthetics           | Universal            |
| Color                | Stainless steel      |
| Finishing            | Satin                |
| Logo                 | Embossed             |



## Controls

|                 |                                     |
|-----------------|-------------------------------------|
| Control setting | Touch control back-lighted<br>White |
|-----------------|-------------------------------------|

## Program / Functions

|                              |   |
|------------------------------|---|
| Speed levels                 | 3   |
| Intensive speed              |  |
| 24h air replacement function |  |
| Time-setting options         |  |

## Technical Features




|  |           |  |          |
|--|-----------|--|----------|
| No. of lights                            | 2         | No. of filters                         | 3        |
| Lighting                                 | LED       | Anti-grease filters                    | Aluminum |
| Light power                              | 1.3 W     | Filter replacement indicator           | Yes      |
| Dimmable light                           | Yes       | Vent outlet                            | 5 7/8 "  |
| Light color temperature scale (°K)       | 3000 °K   | Minimum distance from gas cooktop      | 750 "    |
| Maximum extraction capacity at free mode | 553.5 CFM | Minimum distance from electric cooktop | 650 "    |
| Motor power                              | 350 W     | Non-return valve                       | Yes      |

|                |     |
|----------------|-----|
| Vent reduction | Yes |
|----------------|-----|

|         |                |                           |        |
|---------|----------------|---------------------------|--------|
| Plug    | (B) NEMA 5-15P | Frequency (Hz)            | 60 Hz  |
| Voltage | 110-127 V      | Power supply cable length | 1500 " |

|                         |                        |                         |                   |
|-------------------------|------------------------|-------------------------|-------------------|
| <b>Available colors</b> | Matt white, Matt Black | <b>Available colors</b> | KBTU30MW KBTU30AN |
|-------------------------|------------------------|-------------------------|-------------------|



---

## Compatible Accessories

---

**FLT6U**



**KITCEKBT**



Chimney extension, dimensions 261,5 \* 260 \* 830 mm suitable for T-shape hood KBT\* & KBCT\*, max height 1380 mm Stainless Steel

---

## Alternative products

---



**KBTU30MW**

**Color:** Stainless steel










**KBTU30AN**

**Color:** Matt Black

---

## Symbols glossary

---

|  |   |   |   |
|--|---|---|---|
|  | 24h: When selected this function refreshes the air for c. 10 minutes every hour over a 24 hour period, at minimum speed and an imperceptible noise level. |  | Filters: Model has filters to help remove grease from the steam emanating from the pans during cooking. |
|  | Switch off automatically: A special setting, to run after the end of cooking for a pre-set time and then switch off automatically.                        |  | Warning light(s): to advise when filters need changing.   |
|  | Lights: All cooker hoods feature lights to illuminate the cooking area or add to the ambience of the kitchen.   |  | Intensive/turbo setting: when extra fast extraction is required.  |
|  | ...   |   |   |

---

## Benefit (TT)

---

### **Touch display back lighted white**

Intuitive and immediate usability thanks to the elegant white LED backlit touch display