

KBTU36AN




Product family	Hood
Hood Type	Decorative wall hood
Design	Flat T-shaped
Extraction	Vented
Electronic control	Yes
Material	Stainless steel
Stainless steel type	Brushed
EAN code	8017709351533
Hood width	36 "
Aesthetics	Universal
Color	Anthracite
Logo	Embossed



Controls

Control setting	Touch control back-lighted White
-----------------	-------------------------------------

Program / Functions

Speed levels	3
Intensive speed	
24h air replacement function	
Time-setting options	

Technical Features



No. of lights	2	No. of filters	3
Lighting	LED	Anti-grease filters	Aluminum
Light power	1,3 W	Filter replacement indicator	Yes
Dimmable light	Yes	Vent outlet	5 7/8 "
Light color temperature scale (K)	3000 K	Minimum distance from gas cooktop	750 "
Maximum extraction capacity at free mode	553.5 CFM	Minimum distance from electric cooktop	650 "
Motor power	350 W	Non-return valve	Yes

--	--	--

Accessories Included

Vent reduction Yes

Performance / Energy Label

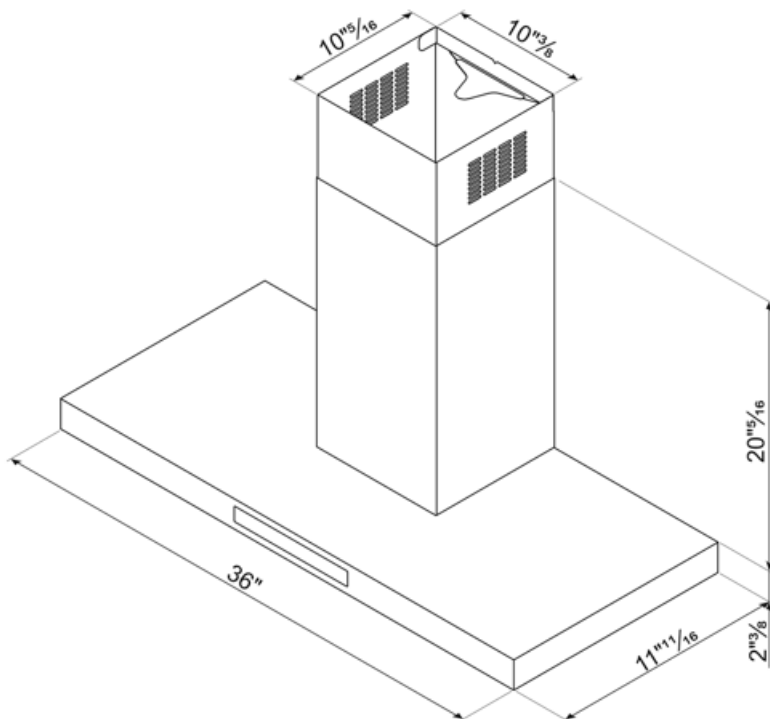
Annual consumption efficiency 54 kWh/year

Electrical Connection

Voltage	110-127 V	Power supply cable length	1500 "
Frequency (Hz)	60 Hz	Plug	(B) NEMA 5-15P

Also available

Available colors Matt white, Matt Black



Compatible Accessories

FLT6U



KITCEKBTMB



Alternative products



KBTU36MW








Color: Matte white



KBTU36X

Color: Stainless steel

Symbols glossary

	24h: When selected this function refreshes the air for c. 10 minutes every hour over a 24 hour period, at minimum speed and an imperceptible noise level.		Filters: Model has filters to help remove grease from the steam emanating from the pans during cooking.
	Switch off automatically: A special setting, to run after the end of cooking for a pre-set time and then switch off automatically.		...
	Warning light(s): to advise when filters need changing.		Lights: All cooker hoods feature lights to illuminate the cooking area or add to the ambience of the kitchen.
	Intensive/turbo setting: when extra fast extraction is required.		