

KBTU36X




Product family	Hood
Hood Type	Decorative wall hood
Design	Flat T-shaped
Venting type	Vented
Electronic control	Yes
Material	Stainless steel
Stainless steel type	Brushed
EAN code	8017709351519
Hood width	36 "
Aesthetics	Universal
Color	Stainless steel
Logo	Embossed



Controls

Control setting	Touch control back-lighted White
-----------------	-------------------------------------

Program / Functions

Speed levels	3
Intensive speed	
24h air replacement function	
Time-setting options	

Technical Features



No. of lights	2	No. of filters	3
Lighting	LED	Anti-grease filters	Aluminum
Light power	1,3 W	Filter replacement indicator	Yes
Dimmable light	Yes	Vent outlet	5 7/8 "
Light color temperature scale (K)	3000 K	Minimum distance from gas cooktop	750 "
Maximum extraction capacity at free mode	553.5 CFM	Minimum distance from electric cooktop	650 "
Motor power	350 W	Non-return valve	Yes

	□	□
--	---	---

Accessories Included

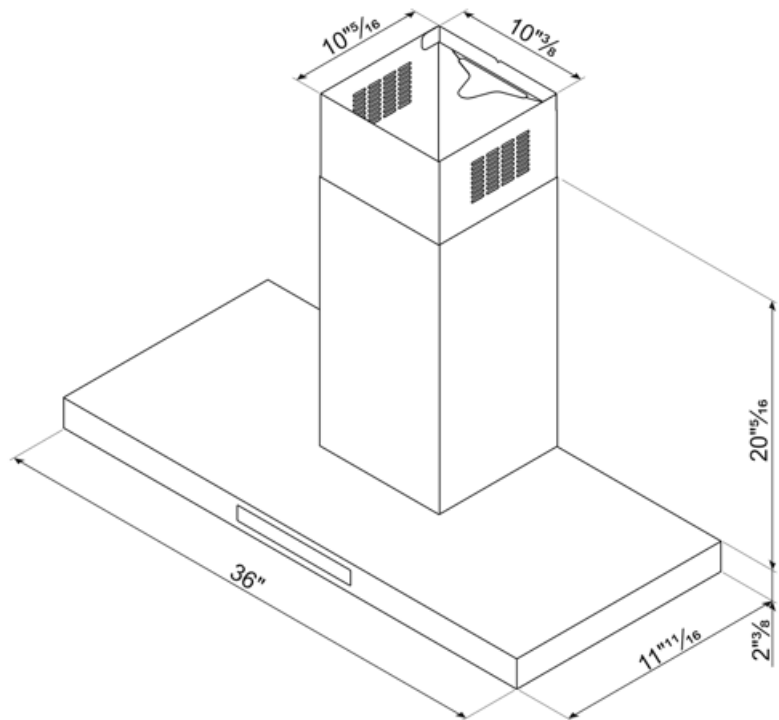
Vent reduction Yes

Electrical Connection


Voltage	110-127 V	Power supply cable length	1500 "
Frequency (Hz)	60 Hz	Plug	(B) NEMA 5-15P

Also available

Available colors Matte White, Matte Black




Compatible Accessories



KITFCKBT

One charcoal filter compatible with KBTU* hood models



KITFCKBTR

One regenerable charcoal filter suitable for all KBTU* hood models. The filter is dishwasher-safe for up to 12 wash cycles and can be dried in an oven at a maximum temperature of 194°F for 60 minutes. Dimensions: 9 3/8" (H) × 9 5/8" × 3/8"

Alternative products



KBTU36AN








Color: Anthracite



KBTU36MW

Color: Matte White

Symbols glossary

- | | | | |
|--|---|---|---|
|  | 24h: When selected this function refreshes the air for c. 10 minutes every hour over a 24 hour period, at minimum speed and an imperceptible noise level. |  | Filters: Model has filters to help remove grease from the steam emanating from the pans during cooking. |
|  | Switch off automatically: A special setting, to run after the end of cooking for a pre-set time and then switch off automatically. |  | Warning light(s): to advise when filters need changing. |
|  | Lights: All cooker hoods feature lights to illuminate the cooking area or add to the ambience of the kitchen. |  | Intensive/turbo setting: when extra fast extraction is required. |
|  | Dimmering Lights | | |