

KBTU48X




Product family	Hood
Hood Type	Decorative wall hood
Design	T flat
Extraction	Extraction
Electronic control	Yes
Material	Stainless steel
Type of steel	Brushed
EAN code	8017709351540
Hood width	48 "
Aesthetic	Universale
Colour	Stainless steel
Logo	Embossed







Controls

Control setting	Touch control back-lighted White
-----------------	-------------------------------------

Program / Functions

No. of speeds	3
Intensive speed	
24h air filter function	
Time-setting options	

Technical Features

			
No. of lights	2	No. of filters	4
Light type	LED	Anti-grease filters	Aluminium
Light Power	1,3 W	Filter replacement indicator	Yes
Dimmer mode	Yes	Vent outlet	5 7/8 "
Light color temperature scale (K)	3000 K	Minimum distance from GAS hob	750 "
Free outlet maximum capacity	553.5 CFM	Minimum distance from ELECTRIC hob	650 "
Motor power	230 W	Non return valve	Yes

	□	□
Intensive speed	419.5	72

Accessories Included

Tube reduction Yes

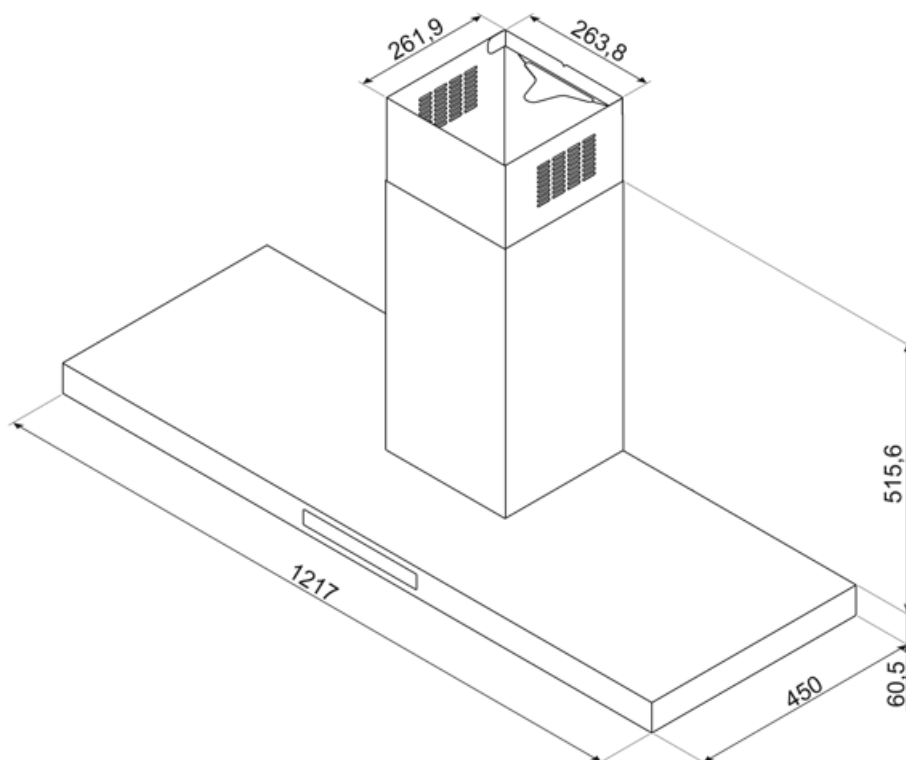
Electrical Connection

Voltage 110-127 V Power supply cable length 1500 "

Frequency (Hz) 60 Hz

Also available

Alternative colours available Matt white, Matt Black



Compatible Accessories

FLT6U










KITCEKBT



Chimney extension, dimensions 261,5 * 260 * 830 mm suitable for T-shape hood KBT* & KBCT*, max height 1380 mm Stainless Steel

Symbols glossary

	24h: When selected this function refreshes the air for c. 10 minutes every hour over a 24 hour period, at minimum speed and an imperceptible noise level.		Filters: Model has filters to help remove grease from the steam emanating from the pans during cooking.
	Switch off automatically: A special setting, to run after the end of cooking for a pre-set time and then switch off automatically.		Warning light(s): to advise when filters need changing.
	Lights: All cooker hoods feature lights to illuminate the cooking area or add to the ambience of the kitchen.		Intensive/turbo setting: when extra fast extraction is required.
	Dimmering Lights		