

KCI19POE

Product family	Hood
Hood Type	Decorative island hood
Design	Rounded
Extraction	Extraction
Material	Heat-moulded
EAN code	8017709212490
Hood width	90 cm
Aesthetic	Cortina
Colour	Cream
Components finishing	Antique brass
Logo	Applied



Controls

Control setting	Control knobs	Control knobs	Cortina
No. of controls	2	Controls colour	Cream

Program / Functions

No. of speeds	3
Intensive speed	

Technical Features

			
No. of lights	4	No. of filters	3
Light type	LED	Anti-grease filters	Aluminium
Light Power	1 W	Vent outlet	150 mm
Light color temperature scale (K)	3000 K	Minimum distance from GAS hob	750 mm
Free outlet maximum capacity	820 m³/h	Minimum distance from ELECTRIC hob	650 mm
Motor power	275 W	Non return valve	Yes

	Extraction rate IEC 61591 [m³/h]	Noise level IEC 60704-2-13 [dBA]
Speed 1	321	47
Speed 2	385	59

Speed 3	549	61
Intensive speed	796	70

Accessories included

Tube reduction	Yes
----------------	-----

Performance / Energy Label



Annual Efficiency Consumption (AEChood)	59 kWh/a	Airbourne acoustical A-weighted sound Power Emission at minimum speed (SPEmin)	47 dBA
Energy efficiency class (EEC)	A	Airborne acoustical A-weighted sound Power Emission at maximum speed (SPEmax)	61 dBA
Fluid Dynamic Efficiency (FDE)	25.9	Airbourne acoustical A-weighted sound power emission at boost speed (SPEboost)	70 dBA
Fluid Dynamic Efficiency class (FDEC)	A	Time increase factor (F)	0.9
Lighting Efficiency (LE)	68.6 lux/W	Energy Efficiency Index	53.1
Lighting Efficiency Class (LEC)	A	Measured air flow rate at best efficiency point (Qbep)	426 m³/h
Grease Filtering Efficiency (GFE)	78 %	Measured air pressure at best efficiency point (Pbep)	453 Pa
Grease Filtering Efficiency Class (GFEC)	C	Measured electric power input at best efficiency point (Wbep)	170 W
Air flow at minumum speed (Qmin)	321 m³/h	Nominal Power consumption of the light system (WL)	4 W
Air flow at maximum speed (Qmax)	549 m³/h	Average illumination of the light on the cooking surface (Emiddle)	302 lux
Air flow at boost speed (Qboost)	796 m³/h	Sound power level at highest setting (Lwa)	61 dBA

Electrical Connection

Electrical connection rating	279 W	Power supply cable length	1000 mm
Voltage	220-240 V	Plug	Not present
Frequency (Hz)	50-60 Hz		

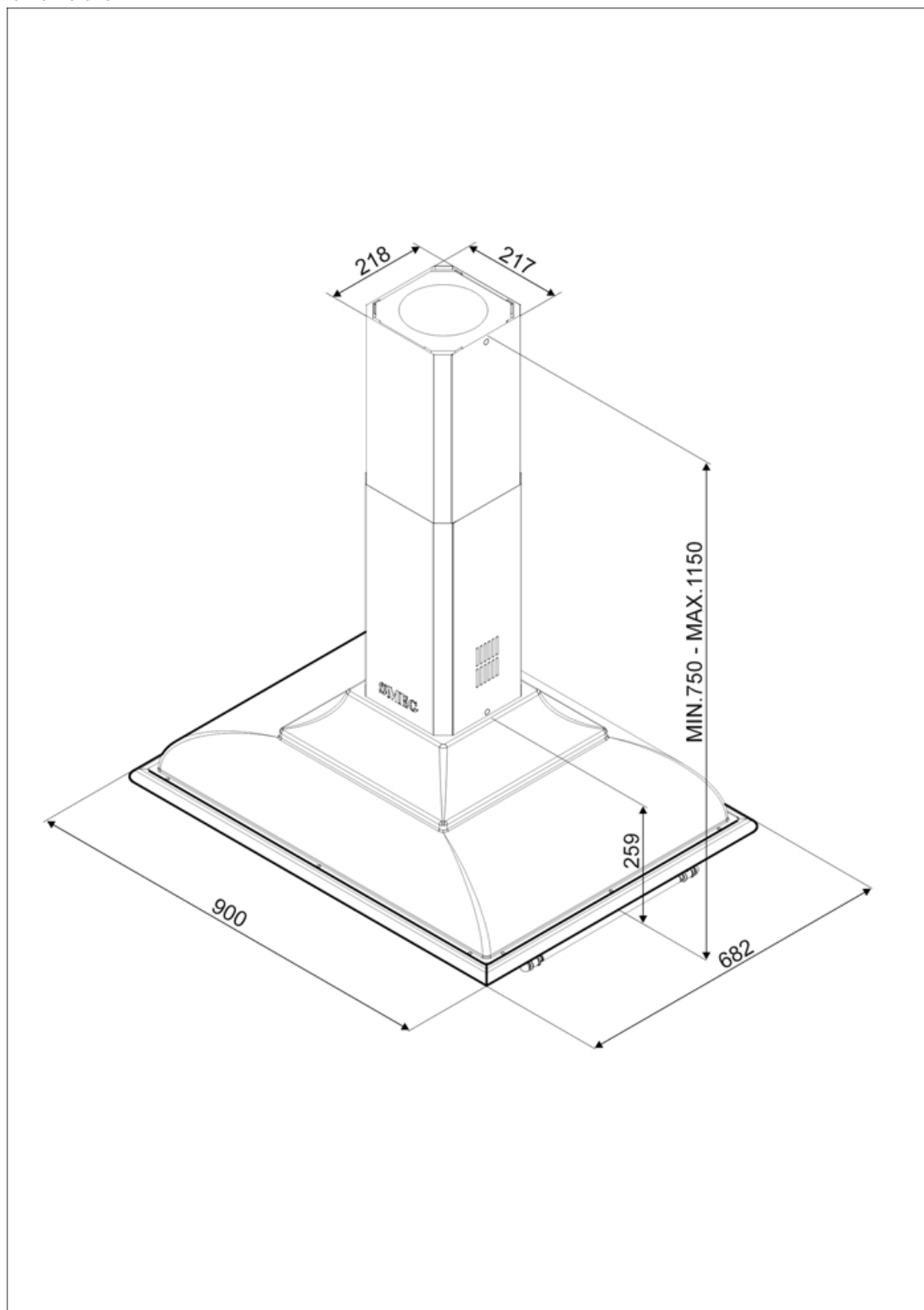
Also available

Alternative colours
available


Anthracite

Available colours


KCI19AOE




Compatible Accessories



FLT6
Round Charcoal filters (kit 2 pieces)



KITLOGOAS
KIT LOGO ANTIQUE SILVER
FINISHING



KITLOGOCR
KIT LOGO CHROME FINISHING

Symbols glossary



Filters: Model has filters to help remove grease from the steam emanating from the pans during cooking.



Energy efficiency class A



Lights: All cooker hoods feature lights to illuminate the cooking area or add to the ambience of the kitchen.



Intensive/turbo setting: when extra fast extraction is required.