

KCL900POE

Product family	Hood
Tipo de Exaustor	Decorative wall hood
Design	Chimney
Extraction	Extraction
Electronic control	No
Perimeter extraction	No
Material	Heat-moulded
Type of steel	Brushed
EAN code	8017709212094
Aesthetic	Colonial
Colour	Cream
Components finishing	Antique brass
Logotipo	Logotipo aplicado





Controls

Control setting	Control knobs	Control knobs	Cortina
No. of controls	2	Controls colour	Old Brass

Program / Functions

No. of speeds	3
Intensive speed	
24h air filter function	No
Other functions	No
Time-setting options	No
Other options	No
Ventilação automática	No

Technical Features

		Hood without motor	No	No. of filters	3
		Remote motor	No	Anti-grease filters	Aluminium
		No. of lights	2	Charcoal filters included	No
		Light type	LED	Filter replacement indicator	No
		Light Power	2 W	Vent outlet	150 mm
		Dimmer mode	No	Minimum distance from GAS hob	750 mm
		Escala de temperatura de cor clara (°K)	3000 °K		

Free outlet maximum capacity	820 m ³ /h	Minimum distance from ELECTRIC hob	650 mm
Motor power	275 W	Non return valve	Yes

	Extraction rate IEC 61591 [m ³ /h]	Noise level IEC 60704-2-13 [dBA]
Speed 1	326	50
Speed 2	439	57
Speed 3	549	62
Intensive speed	794	71

Accessories Included

Remote control	No	Tube reduction	No
Sliding door	No		

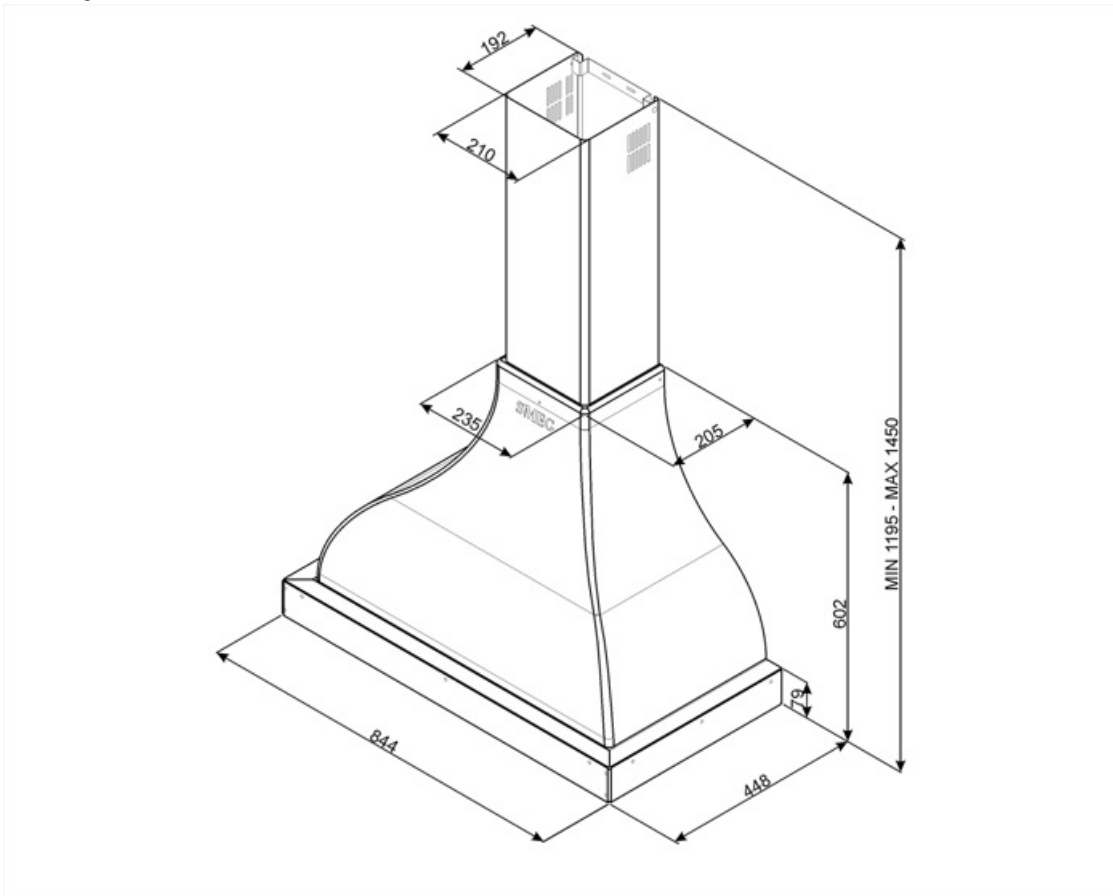
Performance / Energy Label



Consumo anual de energía (CAE exaustor)	58 kWh/a	Airbourne acoustical A-weighted sound Power Emission at minimum speed (SPEmin)	50 dBA
Energy efficiency class (EEC)	A	Airborne acoustical A-weighted sound Power Emission at maximum speed (SPEmax)	62 dBA
Fluid Dynamic Efficiency (FDE)	31.9	Airbourne acoustical A-weighted sound power emission at boost speed (SPEboost)	71 dBA
Fluid Dynamic Efficiency class (FDEC)	A	Time increase factor (F)	1.00
Lighting Efficiency (LE)	83.6 lux/W	Energy Efficiency Index	52.2
Lighting Efficiency Class (LEC)	A	Measured air flow rate at best efficiency point (Qbep)	430 m ³ /h
Grease Filtering Efficiency (GFE)	77.9 %	Measured air pressure at best efficiency point (Pbep)	457 Pa
Grease Filtering Efficiency Class (GFEC)	C	Measured electric power input at best efficiency point (Wbep)	171 W
Air flow at minumum speed (Qmin)	326 m ³ /h	Nominal Power consumption of the light system (WL)	2 W
Air flow at maximum speed (Qmax)	549 m ³ /h	Average illumination of the light on the cooking surface (Emiddle)	184 lux
Air flow at boost speed (Qboost)	794 m ³ /h	Sound power level at highest setting (Lwa)	62 dBA

Electrical Connection

Plug	No	Frequency (Hz)	50-60 Hz
Electrical connection rating	278 W	Comprimento do cabo de alimentação	1000 mm
Voltage	220-240 V		



Compatible Accessories


FLT6

Filtros de carvão redondos (kit 2 peças)



KITALLFC

Filtro de carvão universal Aço inoxidável AISI 304 O filtro pode ser lavado na máquina lava-louça a 50 °C (água e detergente adequado) e para secar colocar no forno 180°C 25 minutos



Symbols glossary



Filtros: O modelo tem filtros para ajudar a remover a graxa do vapor que emana das panelas durante o cozimento.



Luzes: Todos os exaustores possuem luzes para iluminar a área de cozinhar ou adicionar ao ambiente da cozinha.



R: Desempenho de secagem do produto, medido de A++ a D/G, dependendo da família de produtos



Configuração intensiva/turbo: quando a extração extra rápida é necessária.