

# KCU94EGM

|                             |                                    |
|-----------------------------|------------------------------------|
| <b>Product family</b>       | Hood                               |
| <b>Hood Type</b>            | Decorative wall hood               |
| <b>Design</b>               | Chimney                            |
| <b>Extraction</b>           | Extraction                         |
| <b>Material</b>             | Stainless Steel + Painted Material |
| <b>Type of steel</b>        | Brushed                            |
| <b>EAN code</b>             | 8017709367909                      |
| <b>Hood width</b>           | 90 cm                              |
| <b>Aesthetic</b>            | Portofino                          |
| <b>Colour</b>               | Emerald Green                      |
| <b>Finishing</b>            | Matt                               |
| <b>Components finishing</b> | Stainless steel                    |
| <b>Logo</b>                 | Applied                            |






## Controls



Control setting                      Touch control

## Program / Functions

|                          |   |
|--------------------------|---|
| <b>No. of speeds</b>     | 3   |
| <b>Intensive speed</b>   |  |
| <b>Auto-vent 2.0</b>     |  |
| <b>V-Condense System</b> |  |

## Technical Features



|  |                       |   |                 |
|--|-----------------------|---|-----------------|
| <b>No. of lights</b>                     | 2                     | <b>No. of filters</b>                     | 3               |
| <b>Light type</b>                        | LED                   | <b>Anti-grease filters</b>                | Stainless steel |
| <b>Light Power</b>                       | 2 W                   | <b>Vent outlet</b>                        | 150 mm          |
| <b>Dimmer mode</b>                       | Yes                   | <b>Minimum distance from GAS hob</b>      | 750 mm          |
| <b>Light color temperature scale (K)</b> | 4000 K                | <b>Minimum distance from ELECTRIC hob</b> | 650 mm          |
| <b>Free outlet maximum capacity</b>      | 815 m <sup>3</sup> /h | <b>Non return valve</b>                   | Yes             |
| <b>Motor power</b>                       | 275 W                 |   |                 |

|                 | Extraction rate IEC 61591 [m <sup>3</sup> /h] | Noise level IEC 60704-2-13 [dBA] |
|-----------------|---|----------------------------------|
| Speed 1         | 288   | 48                               |
| Speed 2         | 421   | 63                               |
| Speed 3         | 630   | 67                               |
| Intensive speed | 781   | 72                               |

## Performance / Energy Label



|  |                       |  |                       |
|--|-----------------------|--|-----------------------|
| Annual Efficiency Consumption (AEChood)  | 40 kWh/a              | Airbourne acoustical A-weighted sound Power Emission at minimum speed (SPEmin) | 48 dBA                |
| Energy efficiency class (EEC)            | A+                    | Airborne acoustical A-weighted sound Power Emission at maximum speed (SPEmax)  | 67 dBA                |
| Fluid Dynamic Efficiency (FDE)           | 36,2                  | Airbourne acoustical A-weighted sound power emission at boost speed (SPEboost) | 72 dBA                |
| Fluid Dynamic Efficiency class (FDEC)    | A                     | Time increase factor (F)   | 1,00                  |
| Lighting Efficiency (LE)                 | 78,2 lux/W            | Energy Efficiency Index  | 40,3                  |
| Lighting Efficiency Class (LEC)          | A                     | Measured air flow rate at best efficiency point (Qbep)                         | 413 m <sup>3</sup> /h |
| Grease Filtering Efficiency (GFE)        | 78,5 %                | Measured air pressure at best efficiency point (Pbep)                          | 476 Pa                |
| Grease Filtering Efficiency Class (GFEC) | C                     | Measured electric power input at best efficiency point (Wbep)                  | 151 W                 |
| Air flow at minumum speed (Qmin)         | 288 m <sup>3</sup> /h | Nominal Power consumption of the light system (WL)                             | 2 W                   |
| Air flow at maximum speed (Qmax)         | 630 m <sup>3</sup> /h | Average illumination of the light on the cooking surface (Emiddle)             | 172 lux               |
| Air flow at boost speed (Qboost)         | 781 m <sup>3</sup> /h | Sound power level at highest setting (Lwa)                                     | 67 dBA                |

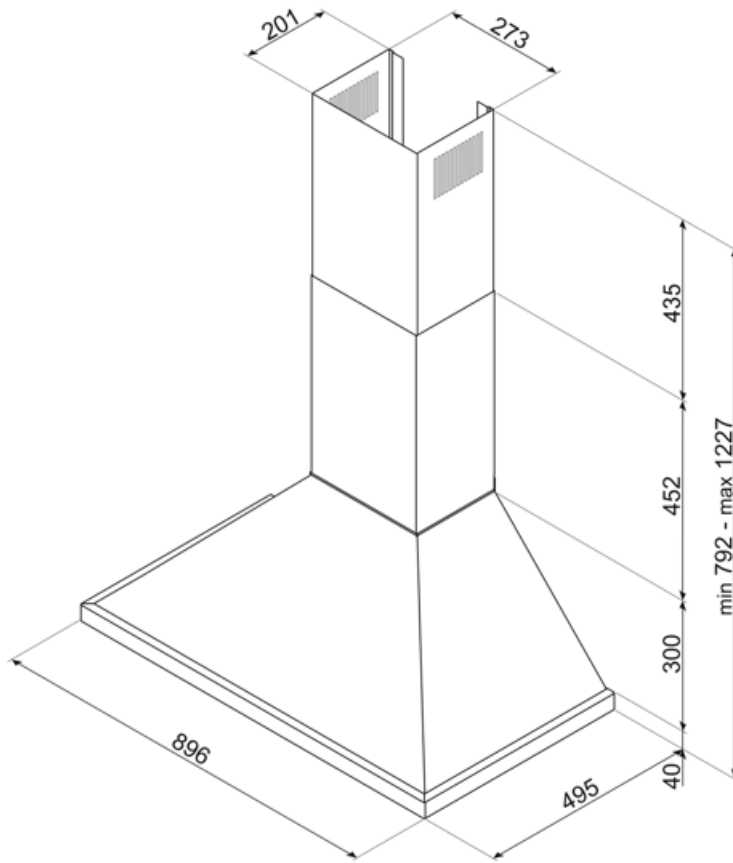
## Electrical Connection

|                              |           |                           |             |
|------------------------------|-----------|---------------------------|-------------|
| Electrical connection rating | 277 W     | Power supply cable length | 1000 mm     |
| Voltage                      | 220-240 V | Plug                      | Not present |
| Frequency (Hz)               | 50-60 Hz  |                           |             |

## Also available

Alternative colours  
available

Amber Clay, Emerald green  
, Moonlight, Storm Blue,  
White, Black, Stainless  
steel



---

## Compatible Accessories

---

### FLT6

Round Charcoal filters (kit 2 pieces)



### KITALLFC

Universal Charcoal filter Stainless Steel AISI 304 The filter can be washed in dishwasher 50 °C (water and suitable detergent) and to dry it put in the oven 180°C 25 minutes

---

## Alternative products

---



**KCU94AN**

Colour: Anthracite



**KCU94SBM**

Colour: Storm Blue



**KCU94MB**

Colour: Black



**KCU94ACM**

Colour: Amber Clay



**KCU94BL**

Colour: Black



**KCU94WH**

Colour: White



**KCU94X**

Colour: Stainless steel



**KCU94MLM**

Colour: Moonlight

---

## Symbols glossary

---



**Filters:** Model has filters to help remove grease from the steam emanating from the pans during cooking.



**Connection between hob and hood**



**A+:** Energy efficiency class A+ helps to save up to 10% energy compared to class A. Maximum performance with minimum consumption is guaranteed.



**Dimmering Lights**



**Lights:** All cooker hoods feature lights to illuminate the cooking area or add to the ambience of the kitchen.



**Touch controls:** Easy to use touch controls allow the appliance to be programmed at the touch of a button.



**Intensive/turbo setting:** when extra fast extraction is required.



**V-Condense System** is a system that avoids the drips of condensation that you could show up on the hood within certain circumstance of use.