


KCU94MLM

Product family	Hood
Hood Type	Decorative wall hood
Design	Chimney
Extraction	Extraction
Material	Stainless Steel + Painted Material
Type of steel	Brushed
EAN code	8017709367886
Hood width	90 cm
Aesthetic	Portofino
Colour	Moonlight
Finishing	Matt
Components finishing	Stainless steel
Logo	Applied






Controls



Control setting Touch control

Program / Functions

No. of speeds	3
Intensive speed	
Auto-vent 2.0	
V-Condense System	

Technical Features



No. of lights	2	No. of filters	3
Light type	LED	Anti-grease filters	Stainless steel
Light Power	2 W	Vent outlet	150 mm
Dimmer mode	Yes	Minimum distance from GAS hob	750 mm
Light color temperature scale (K)	4000 K	Minimum distance from ELECTRIC hob	650 mm
Free outlet maximum capacity	815 m ³ /h	Non return valve	Yes
Motor power	275 W		

	Extraction rate IEC 61591 [m ³ /h]	Noise level IEC 60704-2-13 [dBA]
Speed 1	288	48
Speed 2	421	63
Speed 3	630	67
Intensive speed	781	72

Performance / Energy Label



Annual Efficiency Consumption (AEChood)	40 kWh/a	Airbourne acoustical A-weighted sound Power Emission at minimum speed (SPEmin)	48 dBA
Energy efficiency class (EEC)	A+	Airborne acoustical A-weighted sound Power Emission at maximum speed (SPEmax)	67 dBA
Fluid Dynamic Efficiency (FDE)	36,2	Airbourne acoustical A-weighted sound power emission at boost speed (SPEboost)	72 dBA
Fluid Dynamic Efficiency class (FDEC)	A	Time increase factor (F)	1,00
Lighting Efficiency (LE)	78,2 lux/W	Energy Efficiency Index	40,3
Lighting Efficiency Class (LEC)	A	Measured air flow rate at best efficiency point (Qbep)	413 m ³ /h
Grease Filtering Efficiency (GFE)	78,5 %	Measured air pressure at best efficiency point (Pbep)	476 Pa
Grease Filtering Efficiency Class (GFEC)	C	Measured electric power input at best efficiency point (Wbep)	151 W
Air flow at minumum speed (Qmin)	288 m ³ /h	Nominal Power consumption of the light system (WL)	2 W
Air flow at maximum speed (Qmax)	630 m ³ /h	Average illumination of the light on the cooking surface (Emiddle)	172 lux
Air flow at boost speed (Qboost)	781 m ³ /h	Sound power level at highest setting (Lwa)	67 dBA

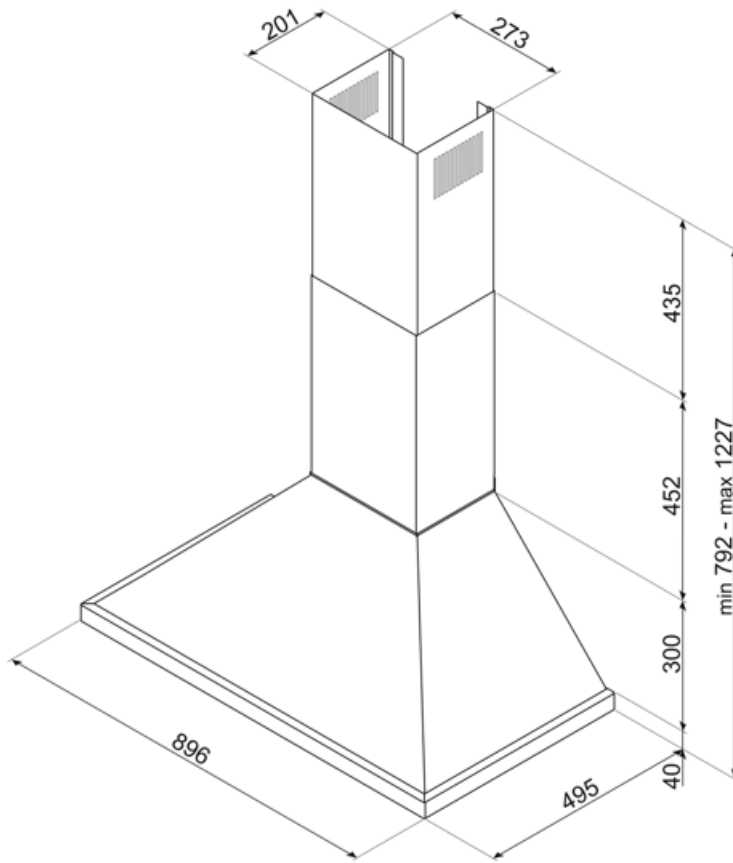
Electrical Connection

Electrical connection rating	277 W	Power supply cable length	1000 mm
Voltage	220-240 V	Plug	Not present
Frequency (Hz)	50-60 Hz		

Also available

Alternative colours
available

Amber Clay, Emerald green
, Moonlight, Storm Blue,
White, Black, Stainless
steel



Compatible Accessories

FLT6

Round Charcoal filters (kit 2 pieces)



KITALLFC

Universal Charcoal filter Stainless Steel AISI 304 The filter can be washed in dishwasher 50 °C (water and suitable detergent) and to dry it put in the oven 180°C 25 minutes

Alternative products



KCU94AN

Colour: Anthracite



KCU94SBM

Colour: Storm Blue



KCU94EGM

Colour: Emerald Green



KCU94X

Colour: Stainless steel



KCU94BL

Colour: Black



KCU94WH

Colour: White



KCU94MB

Colour: Black



KCU94ACM

Colour: Amber Clay

Symbols glossary



Filters: Model has filters to help remove grease from the steam emanating from the pans during cooking.



Connection between hob and hood



A+: Energy efficiency class A+ helps to save up to 10% energy compared to class A. Maximum performance with minimum consumption is guaranteed.



Dimmering Lights



Lights: All cooker hoods feature lights to illuminate the cooking area or add to the ambience of the kitchen.



Touch controls: Easy to use touch controls allow the appliance to be programmed at the touch of a button.



Intensive/turbo setting: when extra fast extraction is required.



V-Condense System is a system that avoids the drips of condensation that you could show up on the hood within certain circumstance of use.