

KD100HNE

Product family	Hood
Hood Type	Decorative wall hood
Design	Chimney
Extraction	Extraction
Material	Painted material
Type of steel	Polished
EAN code	8017709276881
Hood width	100 cm
Aesthetic	Classica
Colour	Black
Finishing	Glossy black
Logo	Applied





Controls

Control setting	Control knobs	Control knobs	Classic
No. of controls	2	Controls colour	Steel effect

Program / Functions

No. of speeds	3
Intensive speed	

Technical Features

			
No. of lights	2	No. of filters	3
Light type	LED	Anti-grease filters	Stainless steel
Light Power	1 W	Vent outlet	150 mm
Light color temperature scale (K)	4000 K	Minimum distance from GAS hob	750 mm
Free outlet maximum capacity	830 m ³ /h	Minimum distance from ELECTRIC hob	650 mm
Motor power	275 W	Non return valve	Yes

	Extraction rate IEC 61591 [m ³ /h]	Noise level IEC 60704-2-13 [dBA]
Speed 1	297	49
Speed 2	431	58

Speed 3	639	67
Intensive speed	792	72

Performance / Energy Label



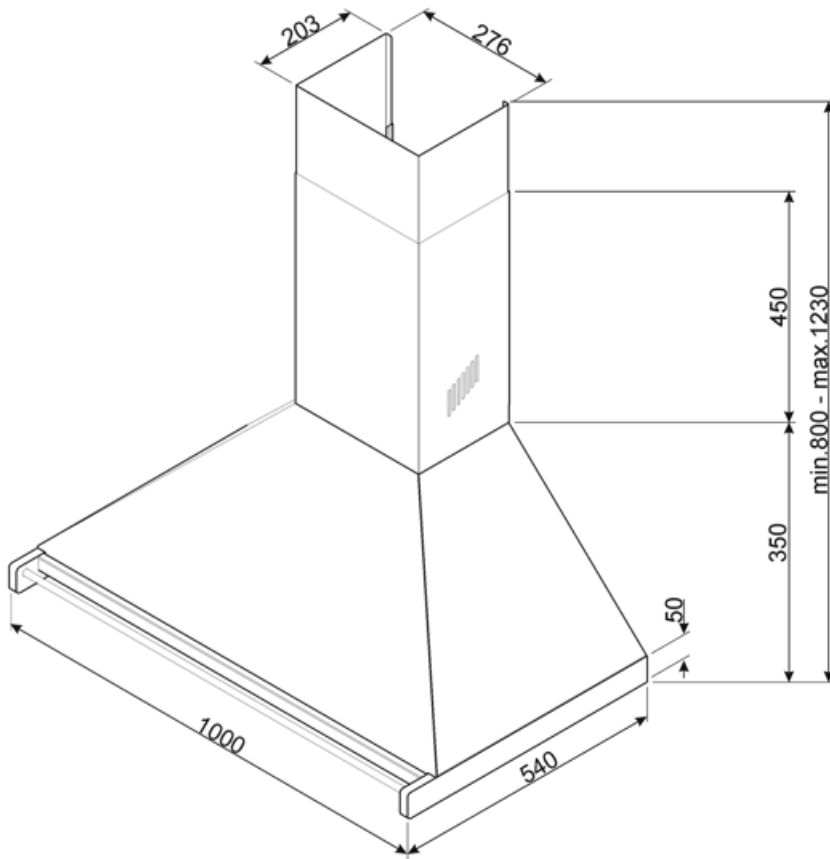
Annual Efficiency Consumption (AEChood)	39 kWh/a	Airbourne acoustical A-weighted sound Power Emission at minimum speed (SPEmin)	49 dBA
Energy efficiency class (EEC)	A+	Airborne acoustical A-weighted sound Power Emission at maximum speed (SPEmax)	68 dBA
Fluid Dynamic Efficiency (FDE)	35,9	Airbourne acoustical A-weighted sound power emission at boost speed (SPEboost)	72 dBA
Fluid Dynamic Efficiency class (FDEC)	A	Time increase factor (F)	0,7
Lighting Efficiency (LE)	75,5 lux/W	Energy Efficiency Index	40
Lighting Efficiency Class (LEC)	A	Measured air flow rate at best efficiency point (Qbep)	394 m ³ /h
Grease Filtering Efficiency (GFE)	71,5 %	Measured air pressure at best efficiency point (Pbep)	483 Pa
Grease Filtering Efficiency Class (GFEC)	D	Measured electric power input at best efficiency point (Wbep)	147 W
Air flow at mininum speed (Qmin)	297 m ³ /h	Nominal Power consumption of the light system (WL)	2 W
Air flow at maximum speed (Qmax)	639 m ³ /h	Average illumination of the light on the cooking surface (Emiddle)	166 lux
Air flow at boost speed (Qboost)	792 m ³ /h	Sound power level at highest setting (Lwa)	68 dBA

Electrical Connection

Electrical connection rating	277 W	Power supply cable length	1500 mm
Voltage	220-240 V	Plug	Not present
Frequency (Hz)	50-60 Hz		

Also available

Alternative colours available	Stainless steel	Available colours	KD100HXE
-------------------------------	-----------------	-------------------	----------



Compatible Accessories

FLT6

Round Charcoal filters (kit 2 pieces)



KITALLFC

Universal Charcoal filter Stainless Steel AISI 304 The filter can be washed in dishwasher 50 °C (water and suitable detergent) and to dry it put in the oven 180°C 25 minutes

Symbols glossary

- | | |
|---|---|
|  A+: Energy efficiency class A+ helps to save up to 10% energy compared to class A. Maximum performance with minimum consumption is guaranteed. |  Filters: Model has filters to help remove grease from the steam emanating from the pans during cooking. |
|  Lights: All cooker hoods feature lights to illuminate the cooking area or add to the ambience of the kitchen. |  Intensive/turbo setting: when extra fast extraction is required. |