

# KD100HXE

Product family	Hood
Hood Type	Decorative wall hood
Design	Chimney
Extraction	Extraction
Material	Painted material
Type of steel	Brushed
EAN code	8017709276874
Hood width	100 cm
Aesthetic	Classica
Colour	Stainless steel
Finishing	Satin
Logo	Applied





## Controls

Control setting	Control knobs	Control knobs	Classic
No. of controls	2	Controls colour	Steel effect

## Program / Functions

No. of speeds	3
Intensive speed	

## Technical Features

			
No. of lights	2	No. of filters	3
Light type	LED	Anti-grease filters	Stainless steel
Light Power	1 W	Vent outlet	150 mm
Light color temperature scale (K)	4000 K	Minimum distance from GAS hob	750 mm
Free outlet maximum capacity	830 m <sup>3</sup> /h	Minimum distance from ELECTRIC hob	650 mm
Motor power	275 W	Non return valve	Yes

	Extraction rate IEC 61591 [m <sup>3</sup> /h]	Noise level IEC 60704-2-13 [dBA]
Speed 1	297	49
Speed 2	431	58

Speed 3	639	67
Intensive speed	792	72

## Performance / Energy Label



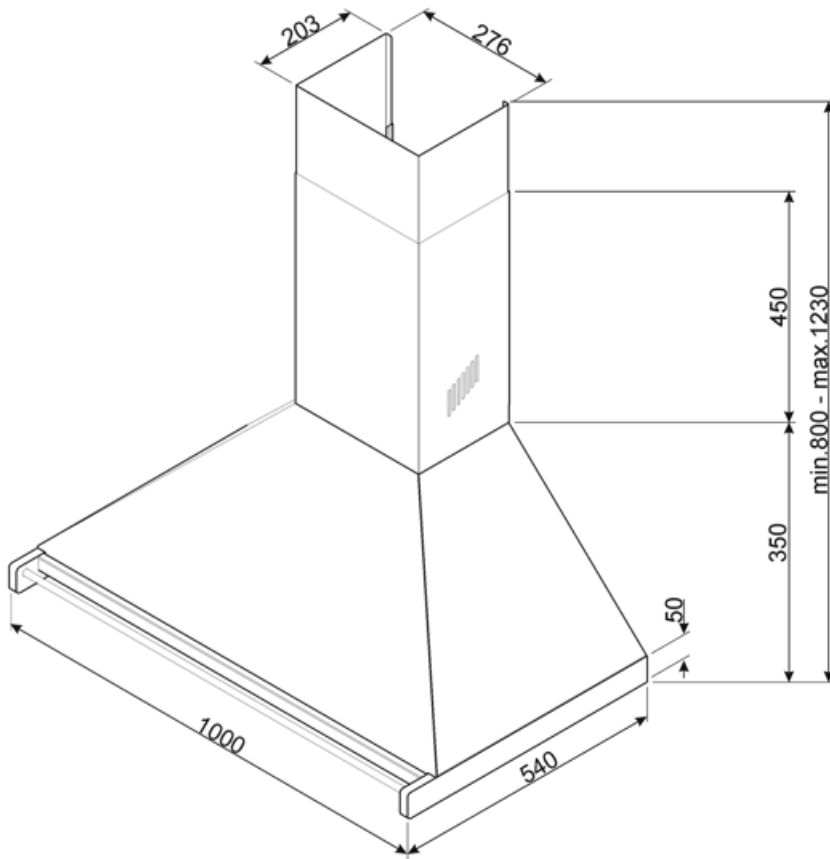
<b>Annual Efficiency Consumption (AEChood)</b>	39 kWh/a	<b>Airbourne acoustical A-weighted sound Power Emission at minimum speed (SPEmin)</b>	49 dBA
<b>Energy efficiency class (EEC)</b>	A+	<b>Airborne acoustical A-weighted sound Power Emission at maximum speed (SPEmax)</b>	68 dBA
<b>Fluid Dynamic Efficiency (FDE)</b>	35,9	<b>Airbourne acoustical A-weighted sound power emission at boost speed (SPEboost)</b>	72 dBA
<b>Fluid Dynamic Efficiency class (FDEC)</b>	A	<b>Time increase factor (F)</b>	0,7
<b>Lighting Efficiency (LE)</b>	75,5 lux/W	<b>Energy Efficiency Index</b>	40
<b>Lighting Efficiency Class (LEC)</b>	A	<b>Measured air flow rate at best efficiency point (Qbep)</b>	394 m <sup>3</sup> /h
<b>Grease Filtering Efficiency (GFE)</b>	71,5 %	<b>Measured air pressure at best efficiency point (Pbep)</b>	483 Pa
<b>Grease Filtering Efficiency Class (GFEC)</b>	D	<b>Measured electric power input at best efficiency point (Wbep)</b>	147 W
<b>Air flow at minumum speed (Qmin)</b>	297 m <sup>3</sup> /h	<b>Nominal Power consumption of the light system (WL)</b>	2 W
<b>Air flow at maximum speed (Qmax)</b>	639 m <sup>3</sup> /h	<b>Average illumination of the light on the cooking surface (Emiddle)</b>	166 lux
<b>Air flow at boost speed (Qboost)</b>	792 m <sup>3</sup> /h	<b>Sound power level at highest setting (Lwa)</b>	68 dBA

## Electrical Connection

<b>Electrical connection rating</b>	277 W	<b>Power supply cable length</b>	1500 mm
<b>Voltage</b>	220-240 V	<b>Plug</b>	Not present
<b>Frequency (Hz)</b>	50-60 Hz		

## Also available

<b>Alternative colours available</b>	Black	<b>Available colours</b>	KD100HNE
--------------------------------------	-------	--------------------------	----------



---

## Compatible Accessories

---

### FLT6

Round Charcoal filters (kit 2 pieces)



### KITALLFC

Universal Charcoal filter Stainless Steel AISI 304 The filter can be washed in dishwasher 50 °C (water and suitable detergent) and to dry it put in the oven 180°C 25 minutes

---

## Symbols glossary

---

- |  |  |   |   |
|--|--|---|---|
|  | A+: Energy efficiency class A+ helps to save up to 10% energy compared to class A. Maximum performance with minimum consumption is guaranteed. |  | Filters: Model has filters to help remove grease from the steam emanating from the pans during cooking. |
|  | Lights: All cooker hoods feature lights to illuminate the cooking area or add to the ambience of the kitchen.                                  |  | Intensive/turbo setting: when extra fast extraction is required.  |