

KD120HXE

Product family	Hood
Hood Type	Decorative wall hood
Design	Chimney
Extraction	Extraction
Material	Stainless steel
Type of steel	Brushed
EAN code	8017709257651
Hood width	120 cm
Aesthetic	Classic
Colour	Stainless steel
Finishing	Satin
Logo	Embossed





Controls

Control setting	Control knobs	Control knobs	Classic
No. of controls	2	Controls colour	Steel effect

Program / Functions

No. of speeds	3
Intensive speed	

Technical Features

			
No. of lights	4	No. of filters	4
Light type	LED	Anti-grease filters	Stainless steel
Light Power	4 W	Vent outlet	150 mm
Light color temperature scale (K)	4000 K	Minimum distance from GAS hob	650 mm
Free outlet maximum capacity	820 m³/h	Minimum distance from ELECTRIC hob	650 mm
Motor power	275 W	Non return valve	Yes

	Extraction rate IEC 61591 [m³/h]	Noise level IEC 60704-2-13 [dBA]
Speed 1	287	49
Speed 2	389	58

Speed 3	606	67
Intensive speed	777	73

Performance / Energy Label



Annual Efficiency Consumption (AEChood)	42 kWh/a
Energy efficiency class (EEC)	A+
Fluid Dynamic Efficiency (FDE)	36,3
Fluid Dynamic Efficiency class (FDEC)	A
Lighting Efficiency (LE)	74,8 lux/W
Lighting Efficiency Class (LEC)	A
Grease Filtering Efficiency (GFE)	74,9 %
Grease Filtering Efficiency Class (GFEC)	D
Air flow at minumum speed (Qmin)	287 m³/h
Air flow at maximum speed (Qmax)	606 m³/h
Air flow at boost speed (Qboost)	777 m³/h

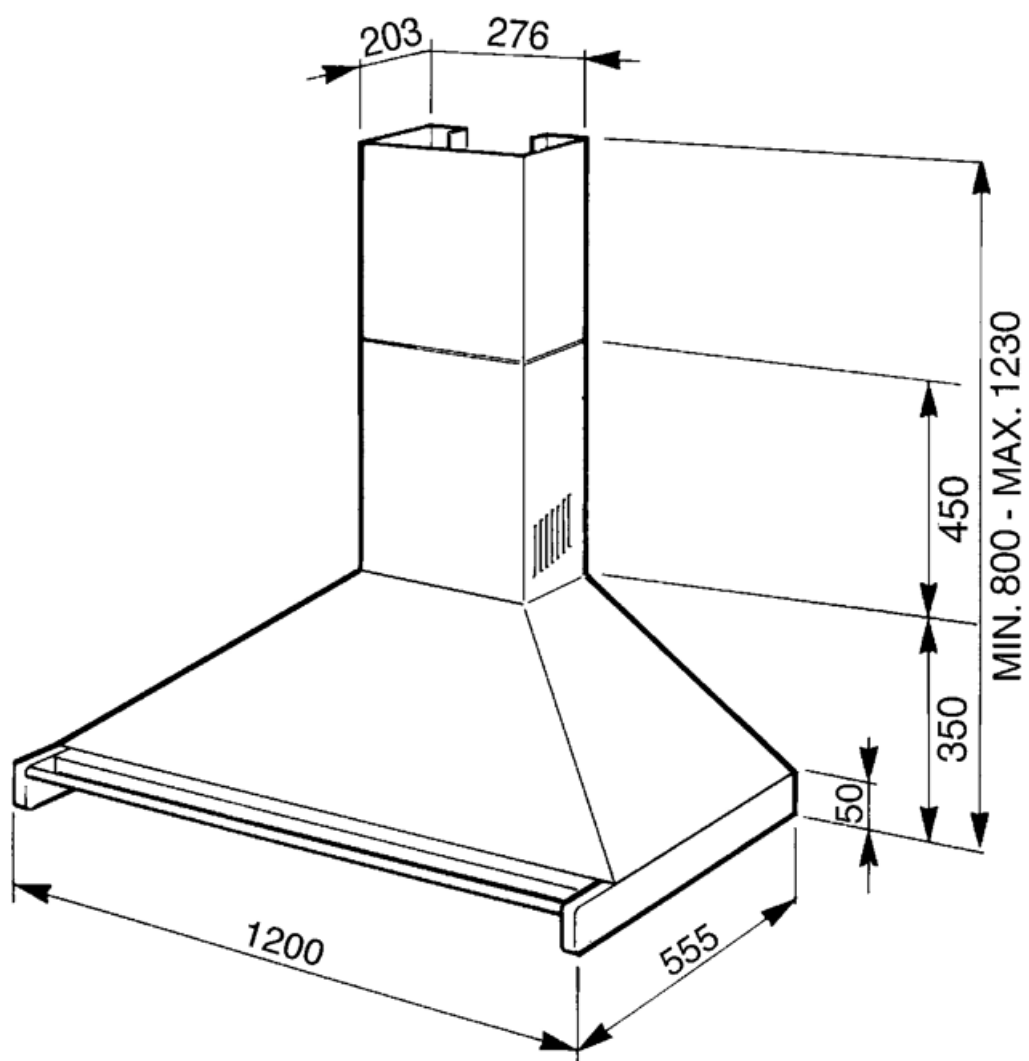
Airbourne acoustical A-weighted sound Power Emission at minimum speed (SPEmin)	49 dBA
Airborne acoustical A-weighted sound Power Emission at maximum speed (SPEmax)	67 dBA
Airbourne acoustical A-weighted sound power emission at boost speed (SPEboost)	73 dBA
Time increase factor (F)	0,7
Measured air flow rate at best efficiency point (Qbep)	400 m³/h
Measured air pressure at best efficiency point (Pbep)	490 Pa
Measured electric power input at best efficiency point (Wbep)	150 W
Nominal Power consumption of the light system (WL)	5 W
Average illumination of the light on the cooking surface (Emiddle)	329 lux
Sound power level at highest setting (Lwa)	67 dBA

Electrical Connection

Electrical connection rating	179 W	Frequency (Hz)	50-60 Hz
Voltage	220-240 V	Power supply cable length	1000 mm

Optional accessories

Charcoal filter	FLT6
-----------------	------



Compatible Accessories



FLT6

Round Charcoal filters (kit 2 pieces)



KITALLFC

Universal Charcoal filter Stainless Steel AISI 304 The filter can be washed in dishwasher 50 °C (water and suitable detergent) and to dry it put in the oven 180°C 25 minutes

Symbols glossary



Filters: Model has filters to help remove grease from the steam emanating from the pans during cooking.



Lights: All cooker hoods feature lights to illuminate the cooking area or add to the ambience of the kitchen.



A+: Energy efficiency class A+ helps to save up to 10% energy compared to class A. Maximum performance with minimum consumption is guaranteed.



Intensive/turbo setting: when extra fast extraction is required.