

# KD120HXE

Product family	Hood
Hood Type	Decorative wall hood
Design	Chimney
Extraction	Extraction
Material	Stainless steel
Type of steel	Brushed
EAN code	8017709257651



## Aesthetics

Aesthetic	Classica	Finishing	Satin
Colour	Stainless steel	Logo	Embossed



## Controls

Control setting	Control knobs	Control knobs	Classic
No. of controls	2	Controls colour	Steel effect

## Programs / Functions

No. of speeds	3
Intensive speed	

## Technical Features

			
No. of lights	4	No. of filters	4
Light type	LED	Anti-grease filters	Stainless steel
Light Power	4 W	Vent outlet	150 mm
Light color temperature scale (°K)	4000 °K	Minimum distance from GAS hob	650 mm
Free outlet maximum capacity	820 m <sup>3</sup> /h	Minimum distance from ELECTRIC hob	650 mm
Motor power	275 W	Non return valve	Yes

	Extraction rate IEC 61591 [m <sup>3</sup> /h]	Noise level IEC 60704-2-13 [dBA]
Speed 1	287	49
Speed 2	389	58
Speed 3	606	67
Intensive speed	777	73

## Performance / Energy Label

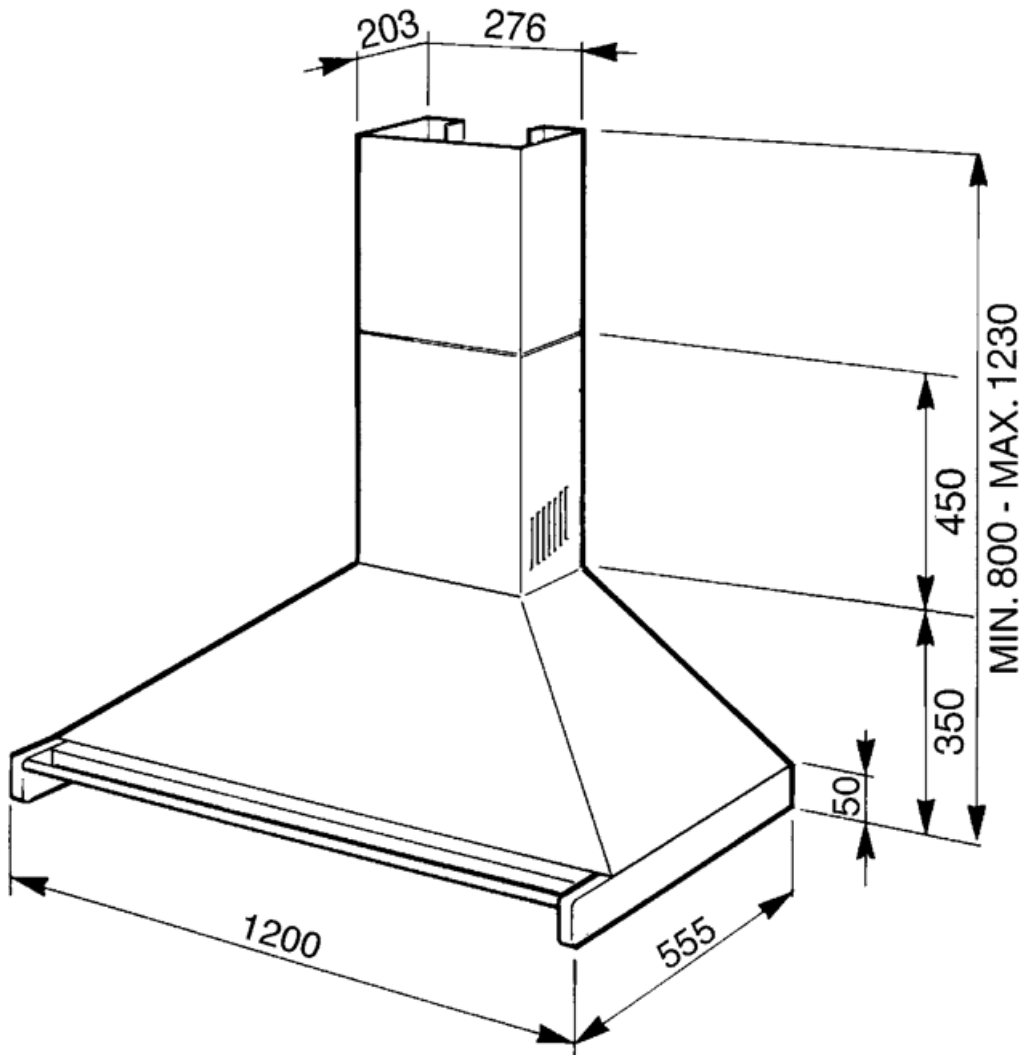


Annual Efficiency Consumption (AEChood)	42 kWh/a	Airborne acoustical A-weighted sound Power Emission at maximum speed (SPEmax)	67 dBA
Energy efficiency class (EEC)	A+	Airbourne acoustical A-weighted sound power emission at boost speed (SPEboost)	73 dBA
Fluid Dynamic Efficiency (FDE)	36,3	Power Consumption in Off mode (Po)	0,1 W
Fluid Dynamic Efficiency class (FDEC)	A	Power consumption in stand-by mode (Ps)	0,1 W
Lighting Efficiency (LE)	74,8 lux/W	Time increase factor (F)	0,7
Lighting Efficiency Class (LEC)	A	Measured air flow rate at best efficiency point (Qbep)	400 m <sup>3</sup> /h
Grease Filtering Efficiency (GFE)	74,9 %	Measured air pressure at best efficiency point (Pbep)	490 Pa
Grease Filtering Efficiency Class (GFEC)	D	Measured electric power input at best efficiency point (Wbep)	150 W
Air flow at mininum speed (Qmin)	287 m <sup>3</sup> /h	Nominal Power consumption of the light system (WL)	5 W
Air flow at maximum speed (Qmax)	606 m <sup>3</sup> /h	Average illumination of the light on the cooking surface (Emiddle)	329 lux
Air flow at boost speed (Qboost)	777 m <sup>3</sup> /h	Sound power level at highest setting (Lwa)	67 dBA
Airbourne acoustical A-weighted sound Power Emission at minimum speed (SPEmin)	49 dBA		

## Electrical Connection

Plug	Not present	Frequency (Hz)	50-60 Hz
Electrical connection rating	179 W	Power supply cable length	1000 mm
Voltage	220-240 V		

## Optional accessories



---

## Not included accessories

---

### FLT6

Round Charcoal filters (kit 2 pieces)







### KITALLFC

Universal Charcoal filter Stainless Steel AISI 304 The filter can be washed in dishwasher 50 °C (water and suitable detergent) and to dry it put in the oven 180°C 25 minutes

---

## Symbols glossary

---

- |   |   |
|---|---|
|  A+: Energy efficiency class A+ helps to save up to 10% energy compared to class A. Maximum performance with minimum consumption is guaranteed. |  Filters: Model has filters to help remove grease from the steam emanating from the pans during cooking. |
|  Lights: All cooker hoods feature lights to illuminate the cooking area or add to the ambience of the kitchen.                                  |  Intensive/turbo setting: when extra fast extraction is required.  |