

KD120HXE

Product family	Hood
Hood Type	Decorative wall hood
Design	Chimney
Extraction	Extraction
Material	Stainless steel
Type of steel	Brushed
EAN code	8017709257651
Hood width	120 cm
Aesthetic	Classica
Colour	Stainless steel
Finishing	Satin
Logo	Embossed





Controls

Control setting	Control knobs	Control knobs	Classic
No. of controls	2	Controls colour	Steel effect

Program / Functions

No. of speeds	3
Intensive speed	

Technical Features

			
No. of lights	4	No. of filters	4
Light type	LED	Anti-grease filters	Stainless steel
Light Power	4 W	Vent outlet	150 mm
Light color temperature scale (K)	4000 K	Minimum distance from GAS hob	650 mm
Free outlet maximum capacity	820 m ³ /h	Minimum distance from ELECTRIC hob	650 mm
Motor power	275 W	Non return valve	Yes

	Extraction rate IEC 61591 [m ³ /h]	Noise level IEC 60704-2-13 [dBA]
Speed 1	287	49
Speed 2	389	58

Speed 3	606	67
Intensive speed	777	73

Performance / Energy Label



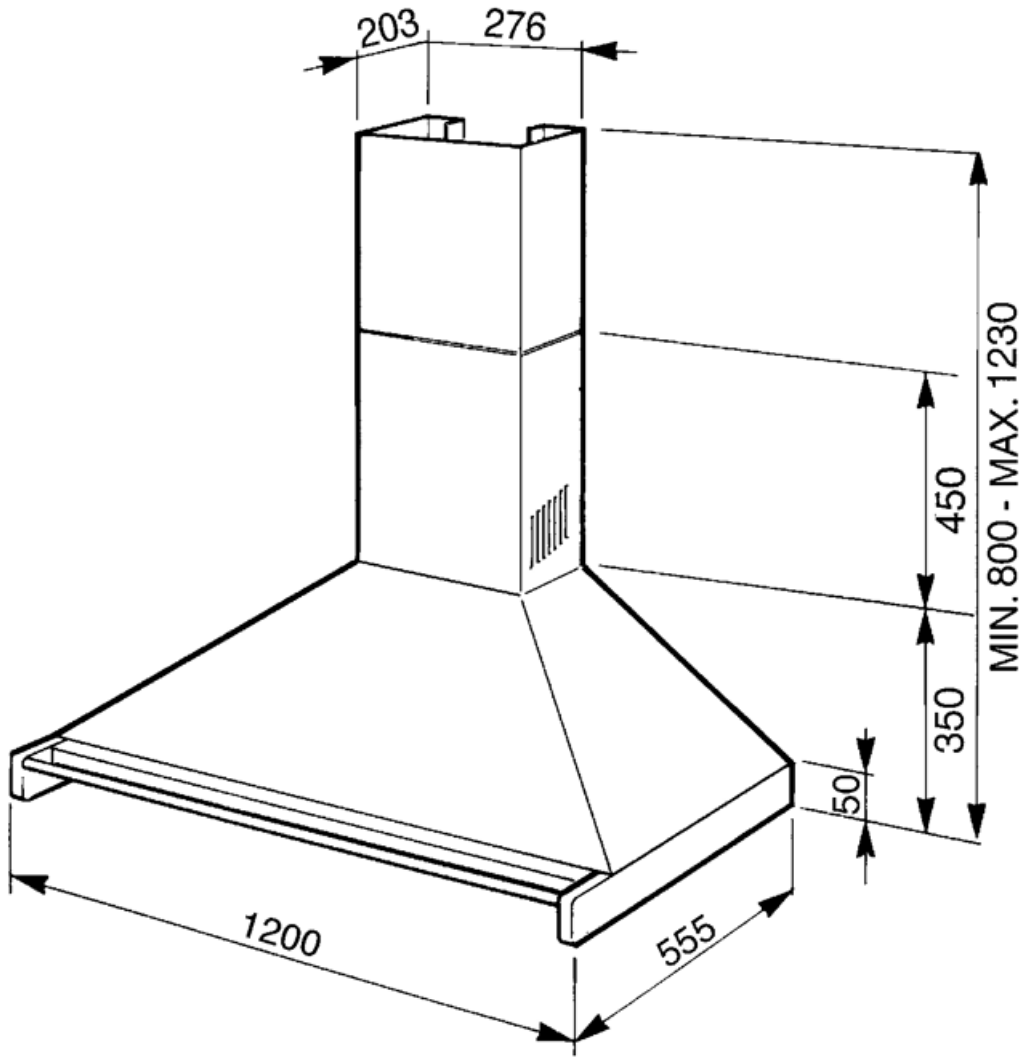
Annual Efficiency Consumption (AEChood)	42 kWh/a	Airbourne acoustical A-weighted sound Power Emission at minimum speed (SPEmin)	49 dBA
Energy efficiency class (EEC)	A+	Airborne acoustical A-weighted sound Power Emission at maximum speed (SPEmax)	67 dBA
Fluid Dynamic Efficiency (FDE)	36,3	Airbourne acoustical A-weighted sound power emission at boost speed (SPEboost)	73 dBA
Fluid Dynamic Efficiency class (FDEC)	A	Time increase factor (F)	0,7
Lighting Efficiency (LE)	74,8 lux/W	Measured air flow rate at best efficiency point (Qbep)	400 m ³ /h
Lighting Efficiency Class (LEC)	A	Measured air pressure at best efficiency point (Pbep)	490 Pa
Grease Filtering Efficiency (GFE)	74,9 %	Measured electric power input at best efficiency point (Wbep)	150 W
Grease Filtering Efficiency Class (GFEC)	D	Nominal Power consumption of the light system (WL)	5 W
Air flow at minumum speed (Qmin)	287 m ³ /h	Average illumination of the light on the cooking surface (Emiddle)	329 lux
Air flow at maximum speed (Qmax)	606 m ³ /h	Sound power level at highest setting (Lwa)	67 dBA
Air flow at boost speed (Qboost)	777 m ³ /h		

Electrical Connection

Electrical connection rating	179 W	Power supply cable length	1000 mm
Voltage	220-240 V	Plug	Not present
Frequency (Hz)	50-60 Hz		

Optional accessories

Charcoal filter	FLT6
-----------------	------



Compatible Accessories



FLT6

Round Charcoal filters (kit 2 pieces)



KITCMNKD

Chimney extension dimension 202.8 *
276 * 800



KITALLFC

Universal Charcoal filter Stainless Steel AISI 304 The filter can be washed in dishwasher 50 °C (water and suitable detergent) and to dry it put in the oven 180°C 25 minutes

Symbols glossary

- | | | | |
|--|--|---|---|
|  | A+: Energy efficiency class A+ helps to save up to 10% energy compared to class A. Maximum performance with minimum consumption is guaranteed. |  | Filters: Model has filters to help remove grease from the steam emanating from the pans during cooking. |
|  | Lights: All cooker hoods feature lights to illuminate the cooking area or add to the ambience of the kitchen. |  | Intensive/turbo setting: when extra fast extraction is required. |