

# KD150HXE

Product family	Hood
Hood Type	Chimney Cooker Hoods
Design	Chimney
Extraction	Ducted out or re-circulation possible
Material	Stainless steel
Type of steel	Brushed
EAN code	8017709276898
Hood width	150 cm
Aesthetics	Classic
Colour	Stainless steel
Finishing	Brushed
Logo	Applied





## Controls

Control setting	Control knobs	Control knobs	Classic
No. of controls	2	Controls colour	Steel effect

## Program / Functions

No. of speeds	3
Intensive speed	

## Technical Features

			
No. of lights	4	No. of filters	5
Light type	LED	Anti-grease filters	Stainless steel
Light power	1 W	Vent outlet	150 mm
Light colour	4000 K	Minimum distance from GAS hob	750 mm
Free outlet maximum capacity	830 m <sup>3</sup> /h	Minimum distance from ELECTRIC hob	650 mm
Motor power	275 W	Non return valve	Yes

	Extraction rate IEC 61591 [m <sup>3</sup> /h]	Noise level IEC 60704-2-13 [dBA]
Speed 1	292	49
Speed 2	415	58

Speed 3	626	67
Intensive speed	787	72

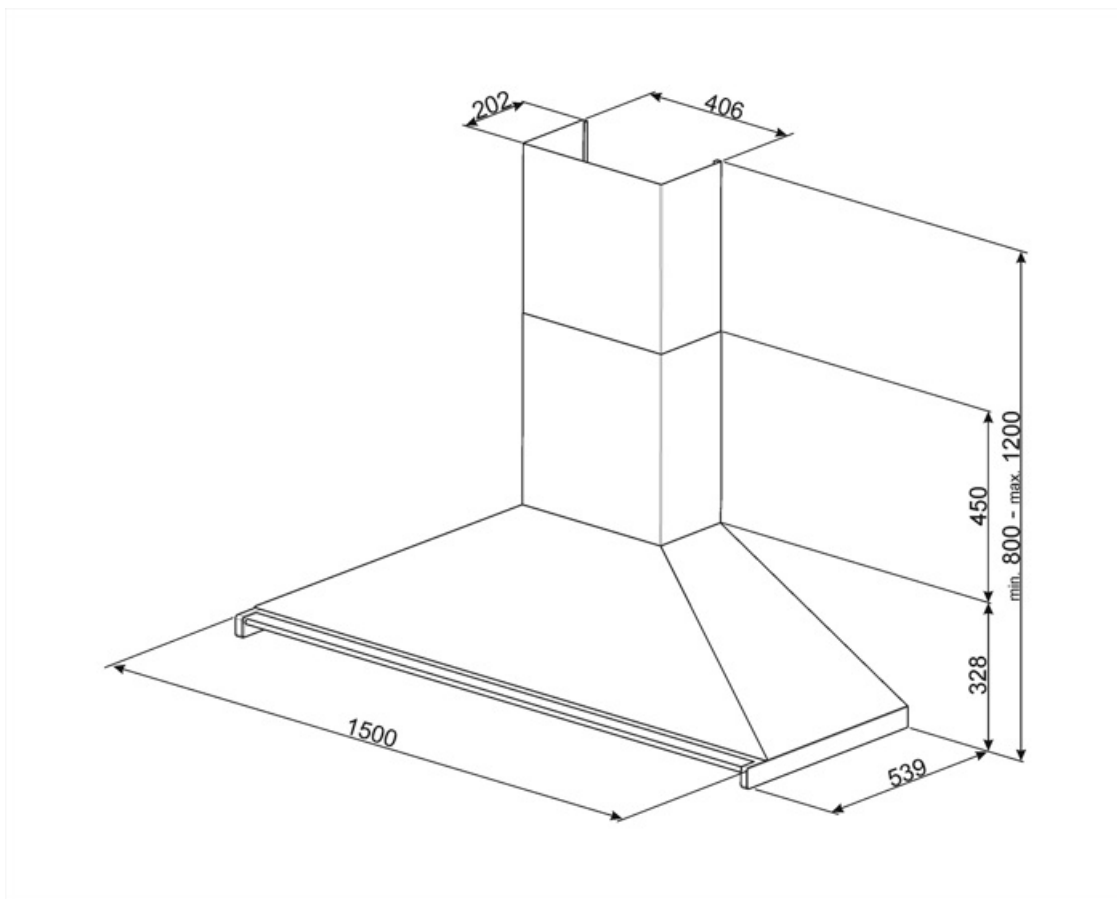
## Performance / Energy Label



<b>Annual Efficiency Consumption (AEChood)</b>	41 kWh/year	<b>Airbourne acoustical A-weighted sound Power Emission at minimum speed (SPEmin)</b>	49 dBA
<b>Energy efficiency class (EEC)</b>	A+	<b>Airborne acoustical A-weighted sound Power Emission at maximum speed (SPEmax)</b>	68 dBA
<b>Fluid Dynamic Efficiency (FDE)</b>	36	<b>Airbourne acoustical A-weighted sound power emission at boost speed (SPEboost)</b>	72 dBA
<b>Fluid Dynamic Efficiency class (FDEC)</b>	A	<b>Time increase factor (F)</b>	0,7
<b>Lighting Efficiency (LE)</b>	59,8 lux/W	<b>Energy Efficiency Index per first cavity</b>	41,3
<b>Lighting Efficiency Class (LEC)</b>	A	<b>Measured air flow rate at best efficiency point (Qbep)</b>	382 m <sup>3</sup> /h
<b>Grease Filtering Efficiency (GFE)</b>	71,3 %	<b>Measured air pressure at best efficiency point (Qbep)</b>	496 Pa
<b>Grease Filtering Efficiency Class (GFEC)</b>	D	<b>Measured electric power input at best efficiency point (Wbep)</b>	146 W
<b>Air flow at minumum speed (Qmin)</b>	292 m <sup>3</sup> /h	<b>Normal Power of the light system (WI)</b>	4 W
<b>Maximum extraction rate</b>	626 m <sup>3</sup> /h	<b>Average illumination of the light on the cooking surface (Emiddle)</b>	263 lux
<b>Intensive extraction rate</b>	787 m <sup>3</sup> /h	<b>Sound power level at highest setting (Lwa)</b>	68 dBA

## Electrical Connection

<b>Nominal power</b>	279 W	<b>Power supply cable length</b>	1000 mm
<b>Voltage</b>	220-240 V	<b>Plug</b>	No
<b>Frequency (Hz)</b>	50-60 Hz		



---

## Compatible Accessories

---

### FLT6

Round Charcoal filters (kit 2 pieces)



### KITALLFC

Universal Charcoal filter Stainless Steel AISI 304 The filter can be washed in dishwasher 50 °C (water and suitable detergent) and to dry it put in the oven 180°C 25 minutes

---

## Symbols glossary

---

- |   |   |
|---|---|
|  A+: Energy efficiency class A+ helps to save up to 10% energy compared to class A. Maximum performance with minimum consumption is guaranteed. |  Filters: Model has filters to help remove grease from the steam emanating from the pans during cooking. |
|  Lights: All cooker hoods feature lights to illuminate the cooking area or add to the ambience of the kitchen.                                  |  Intensive/turbo setting: when extra fast extraction is required.  |