

# KD150HXE

Product family	Hood
Tipo de Exaustor	Decorative wall hood
Design	Chimney
Extraction	Extraction
Electronic control	No
Perimeter extraction	No
Material	Stainless steel
Type of steel	Brushed
EAN code	8017709276898
Aesthetic	Classica
Colour	Stainless steel
Acabamento	Satin
Logotipo	Logotipo aplicado





## Controls

Control setting	Control knobs	Control knobs	Classic
No. of controls	2	Controls colour	Steel effect

## Program / Functions

No. of speeds	3
Intensive speed	
24h air filter function	No
Other functions	No
Time-setting options	No
Other options	No
Ventilação automática	No

## Technical Features

		Hood without motor	No	No. of filters	5
		Remote motor	No	Anti-grease filters	Stainless steel
		No. of lights	4	Charcoal filters included	No
		Light type	LED	Filter replacement indicator	No
		Light Power	1 W	Vent outlet	150 mm
		Dimmer mode	No	Minimum distance from GAS hob	750 mm
		Escala de temperatura de cor clara (°K)	4000 °K		

Free outlet maximum capacity	830 m <sup>3</sup> /h	Minimum distance from ELECTRIC hob	650 mm
Motor power	275 W	Non return valve	Yes

	Extraction rate IEC 61591 [m <sup>3</sup> /h]	Noise level IEC 60704-2-13 [dBA]
Speed 1	292	49
Speed 2	415	58
Speed 3	626	67
Intensive speed	787	72

## Accessories Included

Remote control	No	Tube reduction	No
Sliding door	No		

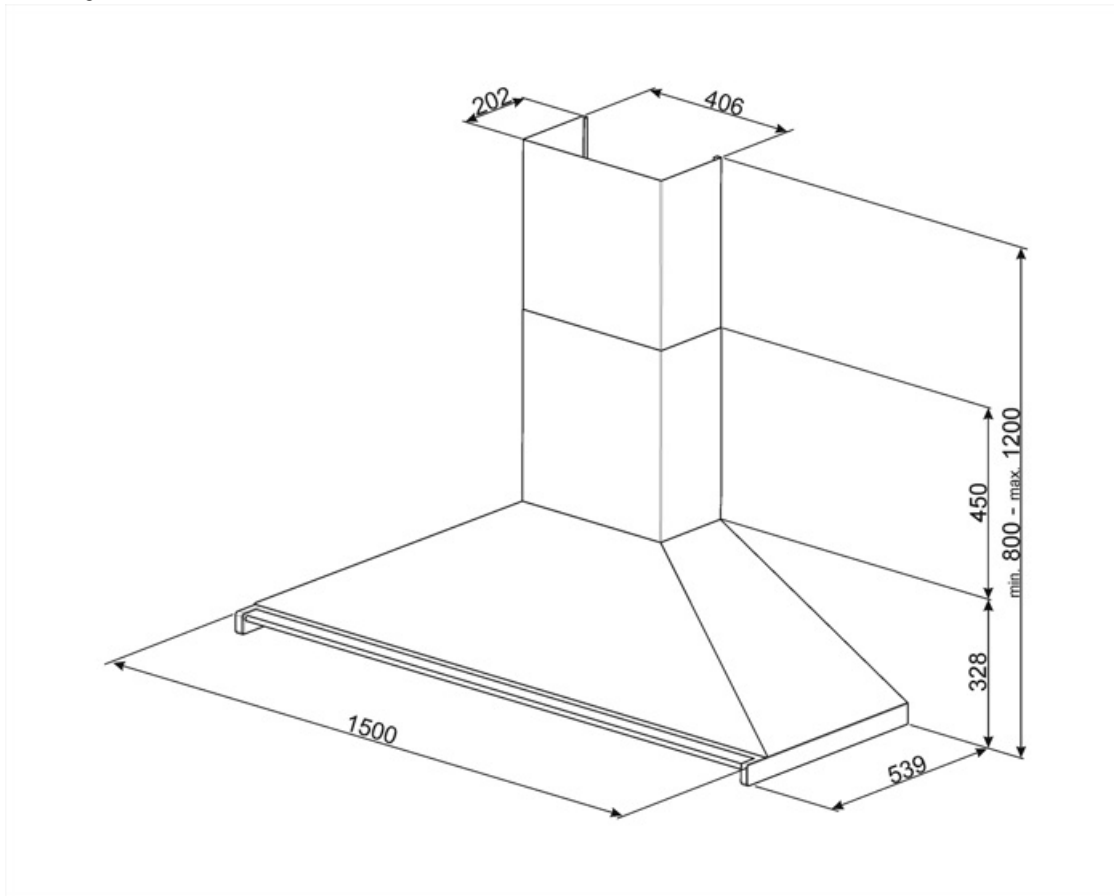
## Performance / Energy Label



Consumo anual de energía (CAE exaustor)	41 kWh/a	Airbourne acoustical A-weighted sound Power Emission at minimum speed (SPEmin)	49 dBA
Energy efficiency class (EEC)	A+	Airborne acoustical A-weighted sound Power Emission at maximum speed (SPEmax)	68 dBA
Fluid Dynamic Efficiency (FDE)	36	Airbourne acoustical A-weighted sound power emission at boost speed (SPEboost)	72 dBA
Fluid Dynamic Efficiency class (FDEC)	A	Time increase factor (F)	0,7
Lighting Efficiency (LE)	59,8 lux/W	Energy Efficiency Index	41,3
Lighting Efficiency Class (LEC)	A	Measured air flow rate at best efficiency point (Qbep)	382 m <sup>3</sup> /h
Grease Filtering Efficiency (GFE)	71,3 %	Measured air pressure at best efficiency point (Pbep)	496 Pa
Grease Filtering Efficiency Class (GFEC)	D	Measured electric power input at best efficiency point (Wbep)	146 W
Air flow at minumum speed (Qmin)	292 m <sup>3</sup> /h	Nominal Power consumption of the light system (WL)	4 W
Air flow at maximum speed (Qmax)	626 m <sup>3</sup> /h	Average illumination of the light on the cooking surface (Emiddle)	263 lux
Air flow at boost speed (Qboost)	787 m <sup>3</sup> /h	Sound power level at highest setting (Lwa)	68 dBA

## Electrical Connection

Plug	No	Frequency (Hz)	50-60 Hz
Electrical connection rating	279 W	Comprimento do cabo de alimentação	1000 mm
Voltage	220-240 V		



---

## Compatible Accessories

---

### FLT6

Filtros de carvão redondos (kit 2 peças)



### KITALLFC

Filtro de carvão universal Aço inoxidável AISI 304 O filtro pode ser lavado na máquina lava-louça a 50 °C (água e detergente adequado) e para secar colocar no forno 180°C 25 minutos



---

## Symbols glossary

---



**Filtros:** O modelo tem filtros para ajudar a remover a graxa do vapor que emana das panelas durante o cozimento.



**Luzes:** Todos os exaustores possuem luzes para iluminar a área de cozinhar ou adicionar ao ambiente da cozinha.



**A+:** A classe de eficiência energética A+ ajuda a economizar até 10% de energia em comparação com a classe A. O desempenho máximo com consumo mínimo é garantido.



**Configuração intensiva/turbo:** quando a extração extra rápida é necessária.