

KD150XE

Product family	Hood
Hood Type	Decorative wall hood
Design	Chimney
Extraction	Extraction
Material	Stainless steel
Type of steel	Brushed
EAN code	8017709221720
Hood width	150 cm



Aesthetics

Aesthetic	Classica	Finishing	Satin
Colour	Stainless steel	Logo	Embossed



Controls

Control setting	Control knobs	Control knobs	Classic
No. of controls	2	Controls colour	Steel effect

Programs / Functions

No. of speeds	3
Intensive speed	

Technical Features

			
No. of lights	4	No. of filters	5
Light type	LED	Anti-grease filters	Stainless steel
Light Power	4 W	Vent outlet	150 mm
Light color temperature scale (°K)	4000 °K	Minimum distance from GAS hob	750 mm
Free outlet maximum capacity	820 m³/h	Minimum distance from ELECTRIC hob	650 mm
Motor power	275 W	Non return valve	Yes

	Extraction rate IEC 61591 [m³/h]	Noise level IEC 60704-2- 13 [dB(A)]
Speed 1	197	41
Speed 2	439	57
Speed 3	508	60
Intensive speed	804	70

Performance / Energy Label

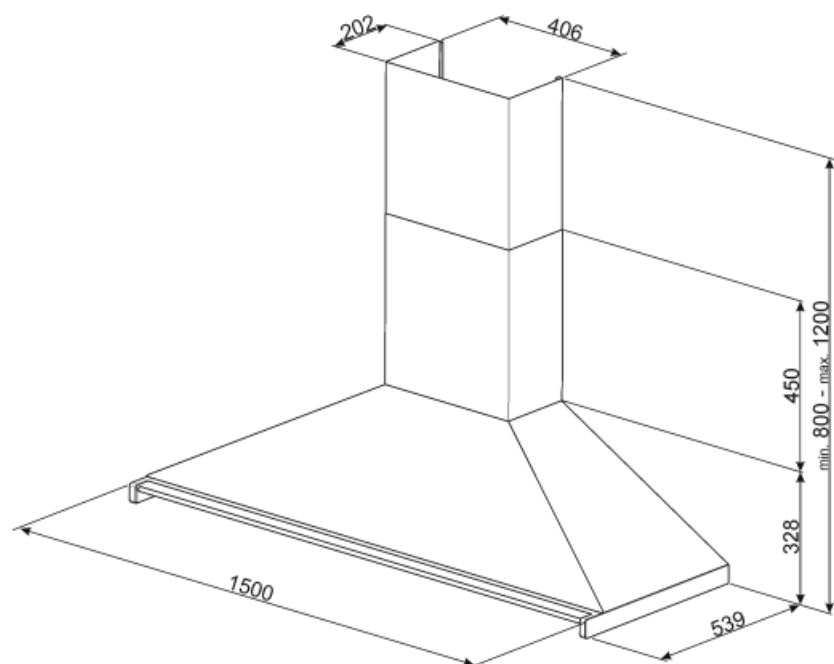
A

Annual Efficiency Consumption (AEChood)	55 kWh/a	Airbourne acoustical A-weighted sound Power Emission at minimum speed (SPEmin)	41 dB(A)
Energy efficiency class (EEC)	A	Airborne acoustical A-weighted sound Power Emission at maximum speed (SPEmax)	60 dB(A)
Fluid Dynamic Efficiency (FDE)	33,7	Airbourne acoustical A-weighted sound power emission at boost speed (SPEboost)	70 dB(A)
Fluid Dynamic Efficiency class (FDEC)	A	Power consumption in stand-by mode (Ps)	1,00 W
Lighting Efficiency (LE)	62 lux/W	Time increase factor (F)	1,00
Lighting Efficiency Class (LEC)	A	Measured air flow rate at best efficiency point (Qbep)	482 m³/h
Grease Filtering Efficiency (GFE)	84,7 %	Measured air pressure at best efficiency point (Pbep)	448 Pa
Grease Filtering Efficiency Class (GFEC)	C	Measured electric power input at best efficiency point (Wbep)	178 W
Air flow at minumum speed (Qmin)	197 m³/h	Nominal Power consumption of the light system (WL)	4 W
Air flow at maximum speed (Qmax)	508 m³/h	Average illumination of the light on the cooking surface (Emiddle)	273 lux
Air flow at boost speed (Qboost)	804 m³/h	Sound power level at highest setting (Lwa)	60 dB(A)

Electrical Connection

Electrical connection rating	284 W	Frequency (Hz)	50-60 Hz
Voltage	220-240 V	Power supply cable length	1000 mm

Optional accessories



Not included accessories



FLT6

Round Charcoal filters (kit 2 pieces)



KITALLFC

Universal Charcoal filter Stainless Steel AISI 304 The filter can be washed in dishwasher 50 °C (water and suitable detergent) and to dry it put in the oven 180°C 25 minutes

Symbols glossary (TT)



Filters: Model has filters to help remove grease from the steam emanating from the pans during cooking.



Lights: All cooker hoods feature lights to illuminate the cooking area or add to the ambience of the kitchen.



A: Product drying performance, measured from A+++ to D / G depending on the product family



Intensive/turbo setting: when extra fast extraction is required.