

# KD70XE

Product family	Hood
Hood Type	Decorative wall hood
Design	Chimney
Extraction	Extraction
Material	Stainless steel
Type of steel	Brushed
EAN code	8017709211585
Hood width	70 cm



## Aesthetics

Aesthetic	Classica	Finishing	Satin
Colour	Stainless steel	Logo	Embossed



## Controls

Control setting	Control knobs	Control knobs	Classic
No. of controls	2	Controls colour	Steel effect

## Programme / Functions

No. of speeds	3
Intensive speed	

## Technical Features

			
No. of lights	2	No. of filters	2
Light type	LED	Anti-grease filters	Stainless steel
Light Power	2 W	Vent outlet	150 mm
Light color temperature scale (°K)	4000 °K	Minimum distance from GAS hob	750 mm
Free outlet maximum capacity	820 m³/h	Minimum distance from ELECTRIC hob	650 mm
Motor power	275 W	Non return valve	Yes

	Extraction rate IEC 61591 [m³/h]	Noise level IEC 60704-2- 13 [dB(A)]
Speed 1	323	50
Speed 2	439	57
Speed 3	542	62
Intensive speed	761	70

## Performance / Energy Label



Annual Efficiency Consumption (AEChood)	63 kWh/a	Airbourne acouistical A-weighted sound Power Emission at minimum speed (SPEmin)	50 dB(A)
Energy efficiency class (EEC)	B	Airborne acoustical A-weighted sound Power Emission at maximum speed (SPEmax)	62 dB(A)
Fluid Dynamic Efficiency (FDE)	28,5	Airbourne acouistical A-weighted sound power emission at boost speed (SPEboost)	70 dB(A)
Fluid Dynamic Efficiency class (FDEC)	A	Time increase factor (F)	1,00
Lighting Efficiency (LE)	111,8 lux/W	Energy Efficiency Index	57,7
Lighting Efficiency Class (LEC)	A	Measured air flow rate at best efficiency point (Qbep)	394 m³/h
Grease Filtering Efficiency (GFE)	77,8 %	Measured air pressure at best efficiency point (Pbep)	436 Pa
Grease Filtering Efficiency Class (GFEC)	C	Measured electric power input at best efficiency point (Wbep)	168 W
Air flow at minumum speed (Qmin)	323 m³/h	Nominal Power consumption of the light system (WL)	2 W
Air flow at maximum speed (Qmax)	542 m³/h	Average illumination of the light on the cooking surface (Emiddle)	246 lux
Air flow at boost speed (Qboost)	761 m³/h	Sound power level at highest setting (Lwa)	62 dB(A)

## Electrical Connection

Plug	Not present	Frequency (Hz)	50-60 Hz
Electrical connection rating	278 W	Power supply cable length	1500 mm
Voltage	220-240 V		

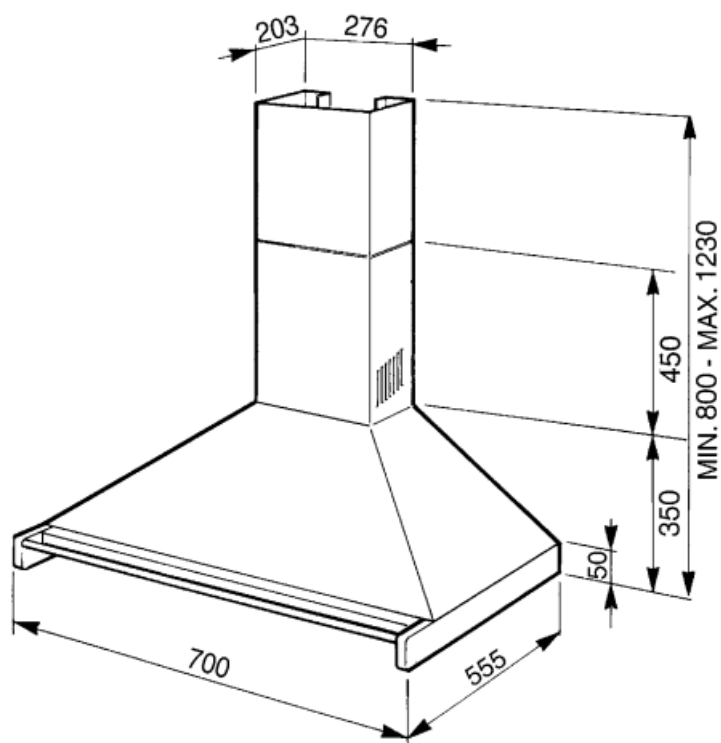
## Also available

Alternative colours  
available

White

Available colours

KD70WHE



---

## Not included accessories

---



### KITCMNKD

Chimney extension dimension 202.8 \*  
276 \* 800



### KITALLFC

Universal Charcoal filter Stainless Steel  
AISI 304 The filter can be washed in  
dishwasher 50 °C (water and suitable  
detergent) and to dry it put in the oven  
180°C 25 minutes



### FLT6

Round Charcoal filters (kit 2 pieces)

---

## Symbols glossary (TT)

---



**Filters:** Model has filters to help remove grease from the steam emanating from the pans during cooking.



**Lights:** All cooker hoods feature lights to illuminate the cooking area or add to the ambience of the kitchen.



**Intensive/turbo setting:** when extra fast extraction is required.