

# KD90HAE

Product family	Hood
Hood Type	Decorative wall hood
Design	Chimney
Extraction	Extraction
Material	Painted material
Type of steel	Brushed
EAN code	8017709243616
Hood width	90 cm
Aesthetic	Classica
Colour	Anthracite
Serigraphy colour	Black
Logo	Applied





## Controls

Control setting	Control knobs	Control knobs	Classic
No. of controls	2	Controls colour	Steel effect

## Program / Functions

No. of speeds	3
Intensive speed	

## Technical Features

			
No. of lights	2	No. of filters	3
Light type	LED	Anti-grease filters	Stainless steel
Light Power	1 W	Vent outlet	150 mm
Light color temperature scale (K)	4000 K	Minimum distance from GAS hob	750 mm
Free outlet maximum capacity	815 m <sup>3</sup> /h	Minimum distance from ELECTRIC hob	650 mm
Motor power	275 W	Non return valve	Yes

	Extraction rate IEC 61591 [m <sup>3</sup> /h]	Noise level IEC 60704-2-13 [dBA]
Speed 1	288	48
Speed 2	421	63

Speed 3	630	67
Intensive speed	781	72

## Performance / Energy Label



<b>Annual Efficiency Consumption (AEChood)</b>	40 kWh/a	<b>Airbourne acoustical A-weighted sound Power Emission at minimum speed (SPEmin)</b>	48 dBA
<b>Energy efficiency class (EEC)</b>	A+	<b>Airborne acoustical A-weighted sound Power Emission at maximum speed (SPEmax)</b>	67 dBA
<b>Fluid Dynamic Efficiency (FDE)</b>	36,2	<b>Airbourne acoustical A-weighted sound power emission at boost speed (SPEboost)</b>	72 dBA
<b>Fluid Dynamic Efficiency class (FDEC)</b>	A	<b>Time increase factor (F)</b>	1,00
<b>Lighting Efficiency (LE)</b>	78,2 lux/W	<b>Measured air flow rate at best efficiency point (Qbep)</b>	413 m³/h
<b>Lighting Efficiency Class (LEC)</b>	A	<b>Measured air pressure at best efficiency point (Pbep)</b>	476 Pa
<b>Grease Filtering Efficiency (GFE)</b>	78,5 %	<b>Measured electric power input at best efficiency point (Wbep)</b>	151 W
<b>Grease Filtering Efficiency Class (GFEC)</b>	C	<b>Nominal Power consumption of the light system (WL)</b>	2 W
<b>Air flow at minumum speed (Qmin)</b>	288 m³/h	<b>Average illumination of the light on the cooking surface (Emiddle)</b>	172 lux
<b>Air flow at maximum speed (Qmax)</b>	630 m³/h	<b>Sound power level at highest setting (Lwa)</b>	67 dBA
<b>Air flow at boost speed (Qboost)</b>	781 m³/h		

## Electrical Connection

<b>Electrical connection rating</b>	277 W	<b>Power supply cable length</b>	1000 mm
<b>Voltage</b>	220-240 V	<b>Plug</b>	Not present
<b>Frequency (Hz)</b>	50-60 Hz		

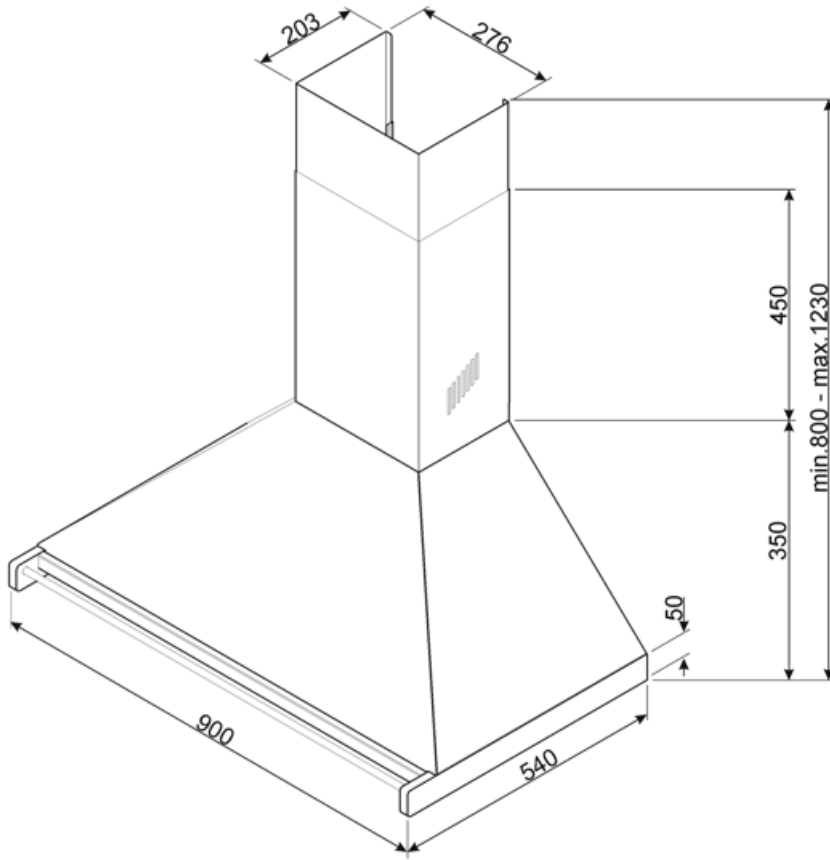
## Also available

<b>Alternative colours available</b>	Black, Stainless steel	<b>Available colours</b>	KD90HNE - KD90HXE
--------------------------------------	------------------------	--------------------------	-------------------

## Optional accessories

Charcoal filter

FLT6



---

## Compatible Accessories

---

### FLT6

Round Charcoal filters (kit 2 pieces)



### KITALLFC

Universal Charcoal filter Stainless Steel AISI 304 The filter can be washed in dishwasher 50 °C (water and suitable detergent) and to dry it put in the oven 180°C 25 minutes

---

## Symbols glossary

---

- |   |   |
|---|---|
|  A+: Energy efficiency class A+ helps to save up to 10% energy compared to class A. Maximum performance with minimum consumption is guaranteed. |  Filters: Model has filters to help remove grease from the steam emanating from the pans during cooking. |
|  Lights: All cooker hoods feature lights to illuminate the cooking area or add to the ambience of the kitchen.                                  |  Intensive/turbo setting: when extra fast extraction is required.  |