

KD90HAE


Product family	Hood
Tipo de Exaustor	Decorative wall hood
Design	Chimney
Extraction	Extraction
Material	Painted material
Type of steel	Brushed
EAN code	8017709243616
Aesthetic	Classica
Colour	Anthracite
Cor da serigrafia	Serigrafia em preto
Logotipo	Logotipo aplicado





Controls

Control setting	Control knobs	Control knobs	Classic
No. of controls	2	Controls colour	Steel effect

Program / Functions

No. of speeds	3
Intensive speed	
24h air filter function	No
Other functions	No
Time-setting options	No
Other options	No

Technical Features

			
Hood without motor	No	No. of filters	3
Remote motor	No	Anti-grease filters	Stainless steel
No. of lights	2	Charcoal filters included	No
Light type	LED	Filter replacement indicator	No
Light Power	1 W	Vent outlet	150 mm
Dimmer mode	No	Minimum distance from GAS hob	750 mm
Escala de temperatura de cor clara (°K)	4000 °K	Minimum distance from ELECTRIC hob	650 mm
Free outlet maximum capacity	815 m ³ /h		
Motor power	275 W		

Non return valve

Yes

	Extraction rate IEC 61591 [m ³ /h]	Noise level IEC 60704-2-13 [dBA]
Speed 1	288	48
Speed 2	421	63
Speed 3	630	67
Intensive speed	781	72

Accessories Included

Remote control

No

Tube reduction

No

Sliding door

No

Performance / Energy Label



Consumo anual de energía (CAE exaustor) 40 kWh/a

Energy efficiency class (EEC) A+

Fluid Dynamic Efficiency (FDE) 36,2

Fluid Dynamic Efficiency class (FDEC) A

Lighting Efficiency (LE) 78,2 lux/W

Lighting Efficiency Class (LEC) A

Grease Filtering Efficiency (GFE) 78,5 %

Grease Filtering Efficiency Class (GFEC) C

Air flow at minimum speed (Qmin) 288 m³/h

Air flow at maximum speed (Qmax) 630 m³/h

Air flow at boost speed (Qboost) 781 m³/h

Airbourne acoustical A-weighted sound Power Emission at minimum speed (SPEmin) 48 dBA

Airborne acoustical A-weighted sound Power Emission at maximum speed (SPEmax) 67 dBA

Airbourne acoustical A-weighted sound power emission at boost speed (SPEboost) 72 dBA

Time increase factor (F) 1,00

Measured air flow rate at best efficiency point (Qbep) 413 m³/h

Measured air pressure at best efficiency point (Pbep) 476 Pa

Measured electric power input at best efficiency point (Wbep) 151 W

Nominal Power consumption of the light system (WL) 2 W

Average illumination of the light on the cooking surface (Emiddle) 172 lux

Sound power level at highest setting (Lwa) 67 dBA

Electrical Connection

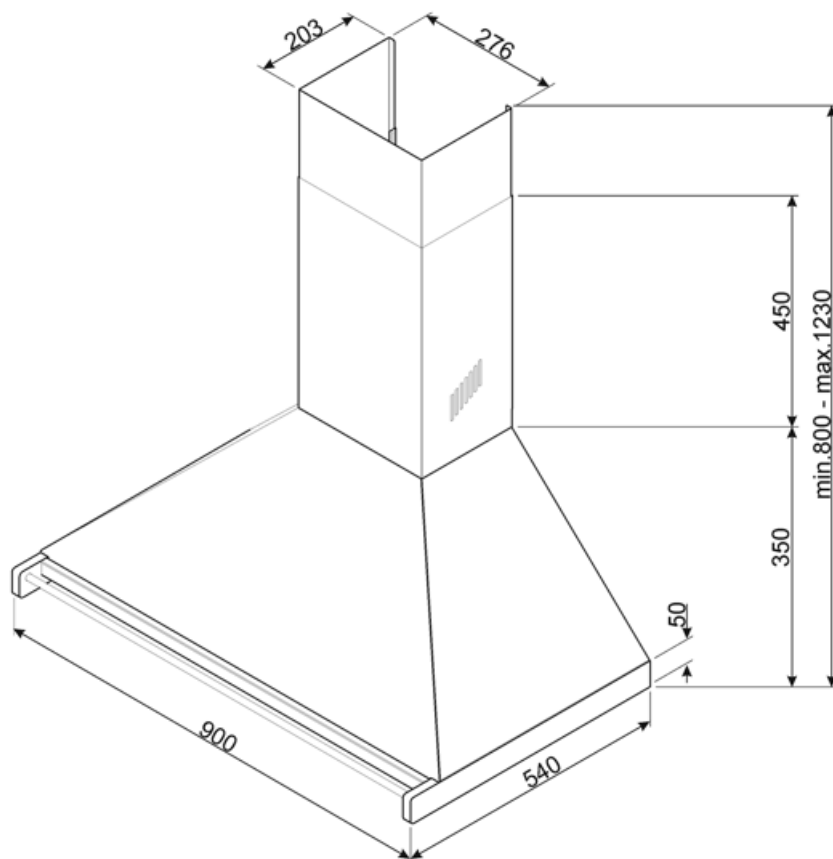
Plug	No	Frequency (Hz)	50-60 Hz
Electrical connection rating	277 W	Comprimento do cabo de alimentação	1000 mm
Voltage	220-240 V		

Also available

Outras cores disponíveis	Preta, Aço inox	Códigos das outras cores disponíveis	KD90HNE - KD90HXE
--------------------------	-----------------	--------------------------------------	-------------------

Optional accessories

Charcoal filter	FLT6	Non return valve	No
Remote control	No	Kit with aesthetic components	No
Chimney extension	No	Diffuser kit	No
Vent outlet	No		



Compatible Accessories

FLT6

Filtros de carvão redondos (kit 2 peças)



KITALLFC

Filtro de carvão universal Aço inoxidável AISI 304 O filtro pode ser lavado na máquina lava-louça a 50 °C (água e detergente adequado) e para secar colocar no forno 180°C 25 minutos



Symbols glossary



Filtros: O modelo tem filtros para ajudar a remover a graxa do vapor que emana das panelas durante o cozimento.



Luzes: Todos os exaustores possuem luzes para iluminar a área de cozinhar ou adicionar ao ambiente da cozinha.



A+: A classe de eficiência energética A+ ajuda a economizar até 10% de energia em comparação com a classe A. O desempenho máximo com consumo mínimo é garantido.



Configuração intensiva/turbo: quando a extração extra rápida é necessária.