

# KD9XE

Product family	Hood
Tipo de Exaustor	Decorative wall hood
Design	Chimney
Extraction	Extraction
Electronic control	No
Perimeter extraction	No
Material	Stainless steel
Type of steel	Brushed
EAN code	8017709203030
Aesthetic	Universal
Colour	Stainless steel
Acabamento	Satin
Cor da serigrafia	Serigrafia em preto
Logotipo	Logotipo serigrafado





## Controls

Control setting	Slider
-----------------	--------

## Program / Functions

No. of speeds	3
Intensive speed	No
24h air filter function	No
Other functions	No
Time-setting options	No
Other options	No
Ventilação automática	No

## Technical Features

			
Hood without motor	No	No. of filters	1
Remote motor	No	Anti-grease filters	Aluminium
No. of lights	1	Charcoal filters included	No
Light type	LED	Filter replacement indicator	No
Light Power	4 W	Vent outlet	150 mm
Dimmer mode	No	Minimum distance from GAS hob	650 mm
Free outlet maximum capacity	415 m <sup>3</sup> /h	Minimum distance from ELECTRIC hob	650 mm
Motor power	110 W	Non return valve	No

	Extraction rate IEC 61591 [m <sup>3</sup> /h]	Noise level IEC 60704-2-13 [dBA]
Speed 1	210	50
Speed 2	250	54
Speed 3	400	64

## Accessories Included

Remote control	No	Tube reduction	Yes
Sliding door	No		

## Performance / Energy Label



Consumo anual de energia (CAE exaustor)	59 kWh/a	Airbourne acoustical A-weighted sound Power Emission at minimum speed (SPEmin)	50 dBA
Energy efficiency class (EEC)	D	Airborne acoustical A-weighted sound Power Emission at maximum speed (SPEmax)	64 dBA
Fluid Dynamic Efficiency (FDE)	9,3	Time increase factor (F)	1,7
Fluid Dynamic Efficiency class (FDEC)	E	Measured air flow rate at best efficiency point (Qbep)	195 m <sup>3</sup> /h
Lighting Efficiency (LE)	11 lux/W	Measured air pressure at best efficiency point (Pbep)	155 Pa
Lighting Efficiency Class (LEC)	E	Measured electric power input at best efficiency point (Wbep)	90 W
Grease Filtering Efficiency (GFE)	75,1 %	Nominal Power consumption of the light system (WL)	4 W
Grease Filtering Efficiency Class (GFEC)	C	Average illumination of the light on the cooking surface (Emiddle)	45 lux
Air flow at minumum speed (Qmin)	210 m <sup>3</sup> /h	Sound power level at highest setting (Lwa)	64 dBA
Air flow at maximum speed (Qmax)	400 m <sup>3</sup> /h		

## Electrical Connection

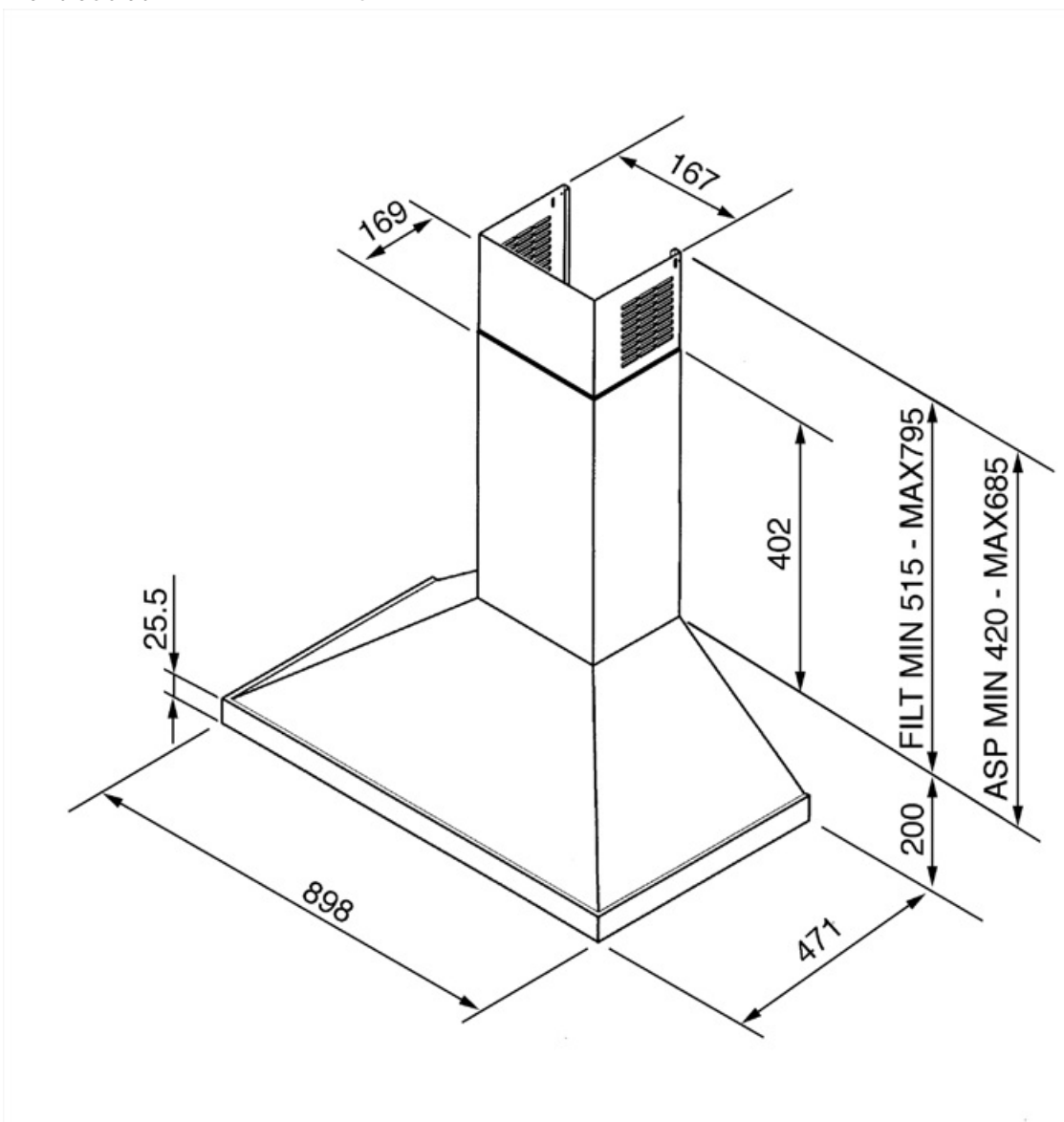
Plug	No	Frequency (Hz)	50 Hz
Electrical connection rating	109 W	Comprimento do cabo de alimentação	1000 mm
Voltage	220-240 V		

## Also available

Códigos das outras cores disponíveis No

## Optional accessories

Charcoal filter	KITFC155	Non return valve	No
Remote control	No	Kit with aesthetic components	No
Chimney extension	No	Diffuser kit	No
Vent outlet	No		



---

## Compatible Accessories

---



**KITFC155**

Filtro de carvão Redondo Kit 2 peças

---

## Symbols glossary

---



Filtros: O modelo tem filtros para ajudar a remover a graxa do vapor que emana das panelas durante o cozimento.



Luzes: Todos os exaustores possuem luzes para iluminar a área de cozinhar ou adicionar ao ambiente da cozinha.