

# KDD60VXE-3



Product family	Hood
Hood Type	Downdraft Cooker Hoods
Design	Fully integrated
Extraction	Ducted out or re-circulation possible
Electronic control	Yes
Perimeter extraction	Yes
Material	Stainless steel
Type of steel	Brushed
EAN code	8017709346133
Hood width	60 cm
Aesthetics	Universal
Colour	Black
Finishing	Brushed
Glass Type	Black
Serigraphy colour	White
Logo	Silk screen



## Controls



Control setting	Touch control	Display	Digital
Led colour	Red		

## Program / Functions

No. of speeds	4
Intensive speed	
24h air filter function	
Other functions	Delay_function
Time-setting options	

## Technical Features



Remote motor	KITRBDD - Kit Optional	Free outlet maximum capacity	680 m <sup>3</sup> /h
No. of lights	1	Motor power	250 W
Light type	LED	No. of filters	2
Light power	6 W	Anti-grease filters	Aluminium
Dimmer mode	Yes	Filter replacement indicator	Yes
Light colour	2700 K		
temperature scale (K)			

Vent outlet

150 mm

	Extraction rate IEC 61591 [m <sup>3</sup> /h]	Noise level IEC 60704-2-13 [dBA]
Speed 1	200	46
Speed 2	280	52
Speed 3	350	59
Speed 4	430	62
Intensive speed	650	70

## Accessories Included

Remote control	Optional	Tube reduction	Yes
Sliding door	Yes		

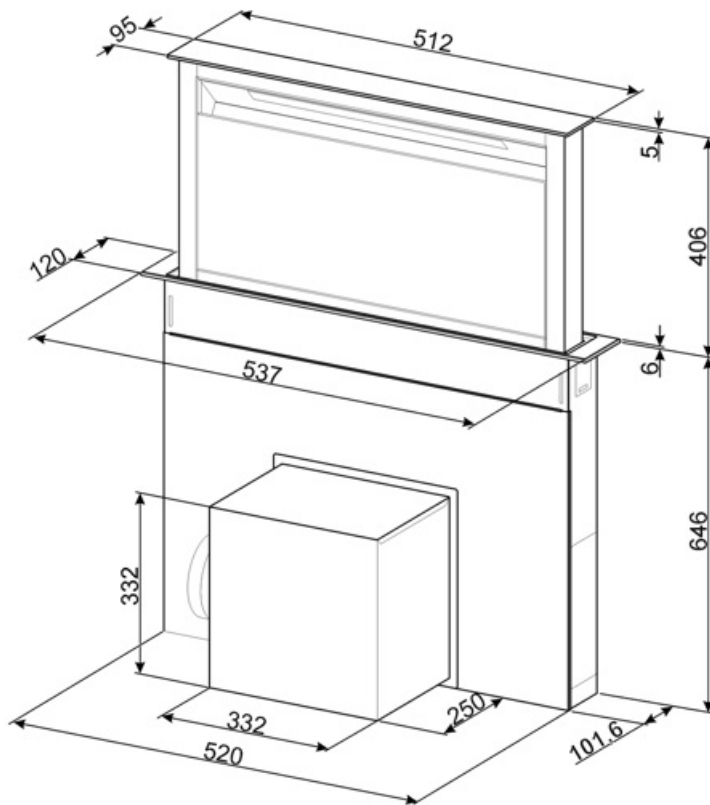
## Performance / Energy Label



Annual Efficiency Consumption (AEChood)	64 kWh/year	Airbourne acoustical A-weighted sound Power Emission at minimum speed (SPEmin)	46 dBA
Energy efficiency class (EEC)	B	Airborne acoustical A-weighted sound Power Emission at maximum speed (SPEmax)	59 dBA
Fluid Dynamic Efficiency (FDE)	28.50	Airbourne acoustical A-weighted sound power emission at boost speed (SPEboost)	70 dBA
Fluid Dynamic Efficiency class (FDEC)	A	Time increase factor (F)	1.0
Lighting Efficiency (LE)	33 lux/W	Energy Efficiency Index per first cavity	59
Lighting Efficiency Class (LEC)	A	Measured air flow rate at best efficiency point (Qbep)	377 m <sup>3</sup> /h
Grease Filtering Efficiency (GFE)	55.1 %	Measured air pressure at best efficiency point (Qbep)	446 Pa
Grease Filtering Efficiency Class (GFEC)	E	Measured electric power input at best efficiency point (Wbep)	164 W
Air flow at mininum speed (Qmin)	200 m <sup>3</sup> /h	Normal Power of the light system (WI)	6 W
Maximum extraction rate	350 m <sup>3</sup> /h	Average illumination of the light on the cooking surface (Emiddle)	200 lux
Intensive extraction rate	650 m <sup>3</sup> /h	Sound power level at highest setting (Lwa)	52 dBA

## Electrical Connection

Nominal power	256 W	Power supply cable length	1500 mm
Voltage	220-240 V	Plug	(F;E) Schuko
Frequency (Hz)	50-60 Hz		



---

## Compatible Accessories

---



### KITFCDD60

Charcoal filter for hood Down Draft Kit 1 piece Dishwasher safe

### KITRBDD

kit remote blower for DD hood



### KITVENT150












Imbocco motore 150 mm con valvola di non ritorno



### RCKF2

Remote control

## Symbols glossary

- |  |   |   |   |
|--|---|---|---|
|  | 24h: When selected this function refreshes the air for c. 10 minutes every hour over a 24 hour period, at minimum speed and an imperceptible noise level. |  | Filters: Model has filters to help remove grease from the steam emanating from the pans during cooking.       |
|  | Switch off automatically: A special setting, to run after the end of cooking for a pre-set time and then switch off automatically.                        |  | Electronic display: to give a visual reminder of the options selected.  |
|  | Warning light(s): to advise when filters need changing.   |  | Lights: All cooker hoods feature lights to illuminate the cooking area or add to the ambience of the kitchen. |
|  | Perimeter extraction panels: very efficient and aid noise reduction.  |  | Touch controls: Easy to use touch controls allow the appliance to be programmed at the touch of a button.     |
|  | Intensive/turbo setting: when extra fast extraction is required.  |  | Dimmering Lights  |
|  |   |   |   |