

KDIAM60AX

Product family	Hood
Hood Type	Integrated hood
Design	Fully integrated
Extraction	Extraction
Electronic control	Yes
Material	Stainless steel
Type of steel	Brushed
EAN code	8017709281175
Hood width	60 cm
Aesthetic	Universale
Colour	Stainless steel
Finishing	Satin
Logo	Embossed



Controls

Control setting	Electronic buttons	Led color	White
-----------------	--------------------	-----------	-------

Program / Functions

No. of speeds	3
Intensive speed	
Time-setting options	

Technical Features



No. of lights	4	Anti-grease filters	Buffle
Light type	LED	Filter replacement indicator	Yes
Light Power	1 W	Vent outlet	150 mm
Light color temperature scale (K)	3000 K	Minimum distance from GAS hob	650 mm
Free outlet maximum capacity	820 m ³ /h	Minimum distance from ELECTRIC hob	650 mm
Motor power	275 W	Non return valve	Yes
No. of filters	1		

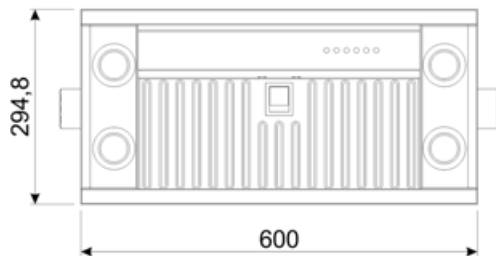
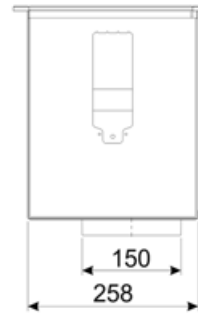
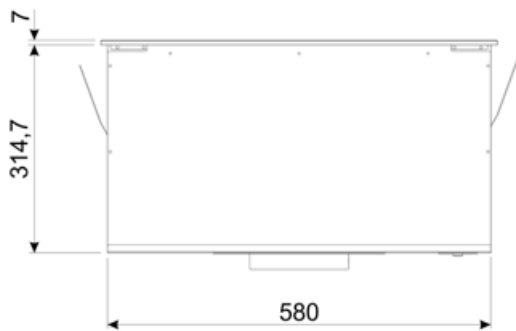
	Extraction rate IEC 61591 [m ³ /h]	Noise level IEC 60704-2-13 [dBA]
Speed 1	245	50

Speed 2	384	60
Speed 3	584	70
Intensive speed	679	72

Electrical Connection

Electrical connection rating 279 W
Voltage 220-240 V
Frequency (Hz) 50-60 Hz

Power supply cable length 1500 mm
Plug (I) Australia



Compatible Accessories

FLT6

Round Charcoal filters (kit 2 pieces)



Symbols glossary

- | | | | |
|--|---|---|--|
|  | Filters: Model has filters to help remove grease from the steam emanating from the pans during cooking. |  | Switch off automatically: A special setting, to run after the end of cooking for a pre-set time and then switch off automatically. |
|  | Warning light(s): to advise when filters need changing. |  | Lights: All cooker hoods feature lights to illuminate the cooking area or add to the ambience of the kitchen. |
|  | Intensive/turbo setting: when extra fast extraction is required. | | |