

KEIV90E


Product family	Hood
Tipo de Exaustor	Decorative island hood
Design	T flat
Extraction	Extraction
Electronic control	Yes
Perimeter extraction	No
Material	Glass
Type of steel	Brushed
EAN code	8017709208745
Aesthetic	Universal
Colour	Stainless steel
Acabamento	Glass
Glass Type	Clear
Logotipo	Logotipo embutido





Controls

Control setting	Electronic buttons	Display	No
-----------------	--------------------	---------	----

Program / Functions

No. of speeds	3
Intensive speed	
24h air filter function	No
Other functions	No
Time-setting options	No
Other options	No
Ventilação automática	No

Technical Features

		Hood without motor	No	No. of filters	2
		Remote motor	No	Anti-grease filters	Aluminium
		No. of lights	4	Charcoal filters included	No
		Light type	LED	Filter replacement indicator	No
		Light Power	1 W	Vent outlet	150 mm
		Dimmer mode	No	Minimum distance from GAS hob	650 mm
		Free outlet maximum capacity	720 m ³ /h	Minimum distance from ELECTRIC hob	500 mm
		Motor power	270 W		

Non return valve

No

	Extraction rate IEC 61591 [m ³ /h]	Noise level IEC 60704-2-13 [dBA]
Speed 1	300	56
Speed 2	400	60
Speed 3	560	66
Intensive speed	700	70

Accessories Included

Remote control

No

Tube reduction

Yes

Sliding door

No

Performance / Energy Label



Consumo anual de energía (CAE exaustor) 58 kWh/a

Energy efficiency class (EEC) A

Fluid Dynamic Efficiency (FDE) 29,7

Fluid Dynamic Efficiency class (FDEC) A

Lighting Efficiency (LE) 100 lux/W

Lighting Efficiency Class (LEC) A

Grease Filtering Efficiency (GFE) 80 %

Grease Filtering Efficiency Class (GFEC) C

Air flow at minimum speed (Qmin) 300 m³/h

Air flow at maximum speed (Qmax) 560 m³/h

Air flow at boost speed (Qboost) 700 m³/h

Airbourne acoustical A-weighted sound Power Emission at minimum speed (SPEmin) 56 dBA

Airborne acoustical A-weighted sound Power Emission at maximum speed (SPEmax) 66 dBA

Airbourne acoustical A-weighted sound power emission at boost speed (SPEboost) 70 dBA

Power Consumption in Off mode (Po) 0,49 W

Time increase factor (F) 0,9

Energy Efficiency Index 53

Measured air flow rate at best efficiency point (Qbep) 390 m³/h

Measured air pressure at best efficiency point (Pbep) 460 Pa

Measured electric power input at best efficiency point (Wbep) 168 W

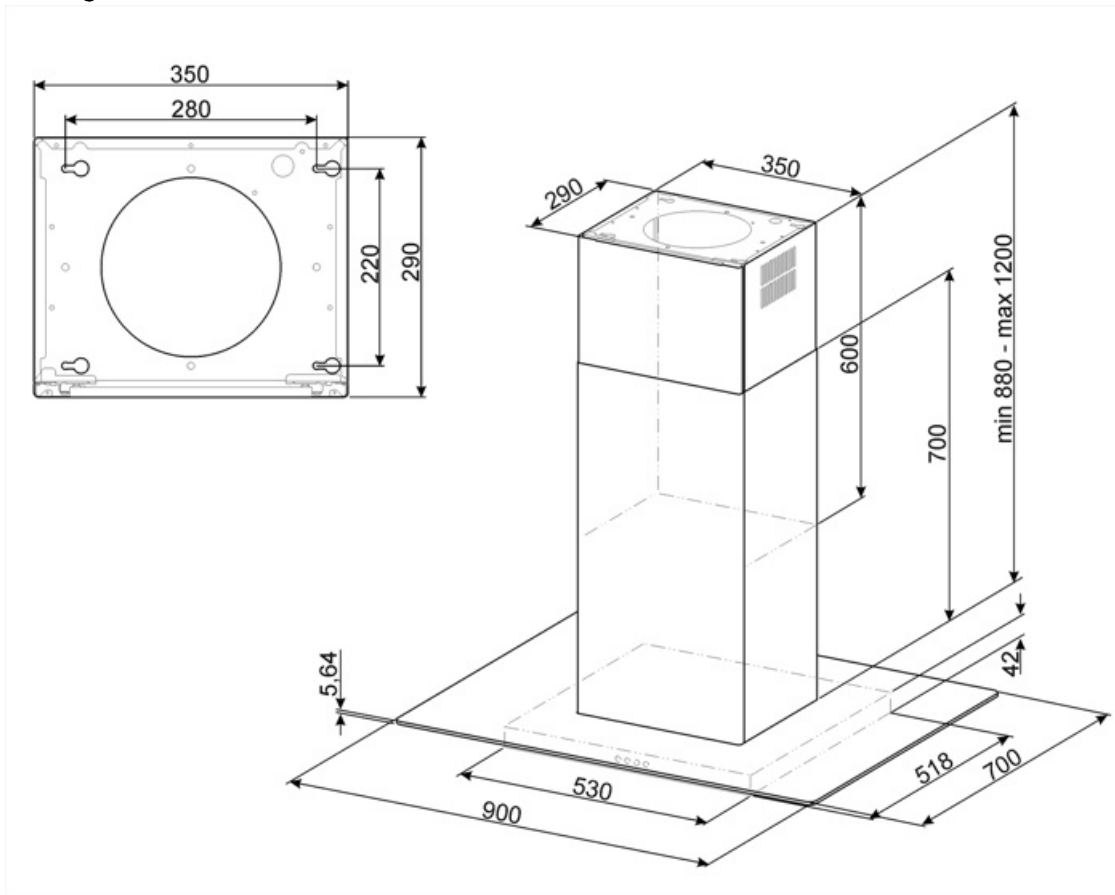
Nominal Power consumption of the light system (WL) 4 W

Average illumination of the light on the cooking surface (Emiddle) 440 lux

Sound power level at highest setting (Lwa) 66 dBA

Electrical Connection

Plug	No	Frequency (Hz)	50 Hz
Electrical connection rating	274 W	Comprimento do cabo de alimentação	1500 mm
Voltage	220-240 V		



Compatible Accessories



KITFC161

Kit de filtros de carvão 2 peças

Symbols glossary



Filtros: O modelo tem filtros para ajudar a remover a graxa do vapor que emana das panelas durante o cozimento.



Luzes: Todos os exaustores possuem luzes para iluminar a área de cozinhar ou adicionar ao ambiente da cozinha.



R: Desempenho de secagem do produto, medido de A++ a D/G, dependendo da família de produtos



Configuração intensiva/turbo: quando a extração extra rápida é necessária.