

# KFAB75BL

Product family	Hood
Hood Type	Decorative wall hood
Design	Angled
Extraction	Re-circulation only
Electronic control	Yes
Material	Painted material
Type of steel	Brushed
EAN code	8017709224868
Hood width	75 cm




## Aesthetics

Aesthetics	50's Style	Finishing	Gloss
Colour	Black	Logo	Applied

## Controls

Control setting	Electronic buttons	Led colour	White
-----------------	--------------------	------------	-------

## Programs / Functions

No. of speeds	3
Intensive speed	
Time-setting options	

## Technical Features



No. of lights	2	Anti-grease filters	Stainless steel
Light type	LED	Charcoal filters included	Yes
Light power	1 W	Filter replacement indicator	Yes
Light colour	4000 °K	Vent outlet	150 mm
temperature scale (°K)		Minimum distance from GAS hob	650 mm
Free outlet maximum capacity	820 m <sup>3</sup> /h		
Motor power	280 W		

No. of filters	3	Minimum distance from ELECTRIC hob	650 mm
		Non return valve	Yes

	Extraction rate IEC 61591 [m³/h]	Noise level IEC 60704-2-13 [dB(A)]
Speed 1	333	50
Speed 2	477	59
Speed 3	649	67
Intensive speed	797	72

## Accessories Included

Remote control	Yes	Sliding door	Yes
----------------	-----	--------------	-----

## Performance / Energy Label

A\*

Annual Efficiency Consumption (AEChood)	36 KWh/year	Airborne acoustical A-weighted sound Power Emission at maximum speed (SPEmax)	67 dB(A)
Energy efficiency class (EEC)	A+	Airborne acoustical A-weighted sound power emission at boost speed (SPEboost)	72 dB(A)
Fluid Dynamic Efficiency (FDE)	36,6	Power consumption in stand-by mode (Ps)	0,49 W
Fluid Dynamic Efficiency class (FDEC)	A	Time increase factor (F)	0,7
Lighting Efficiency (LE)	68,2 lux/W	Energy Efficiency Index per first cavity	39,7
Lighting Efficiency Class (LEC)	A	Measured air flow rate at best efficiency point (Qbep)	421 m³/h
Grease Filtering Efficiency (GFE)	61,1 %	Measured air pressure at best efficiency point (Qbep)	422 Pa
Grease Filtering Efficiency Class (GFEC)	E	Measured electric power input at best efficiency point (Wbep)	135 W
Air flow at minimum speed (Qmin)	333 m³/h	Normal Power of the light system (WI)	2 W
Maximum extraction rate	649 m³/h	Average illumination of the light on the cooking surface (Emiddle)	150 lux
Intensive extraction rate	797 m³/h	Sound power level at highest setting (Lwa)	67 dB(A)
Airborne acoustical A-weighted sound Power Emission at minimum speed (SPEmin)	50 dB(A)		

## Electrical Connection

<b>Nominal power</b>	282 W	<b>Frequency (Hz)</b>	50-60 Hz
<b>Current</b>	1 A	<b>Power supply cable length</b>	1500 mm
<b>Voltage</b>	220-240 V		

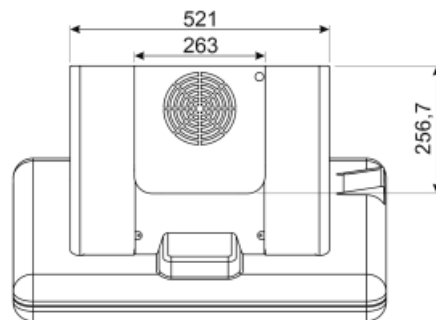
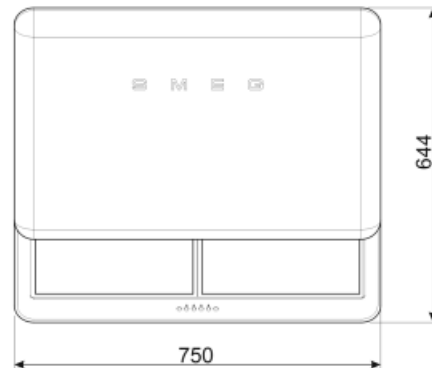
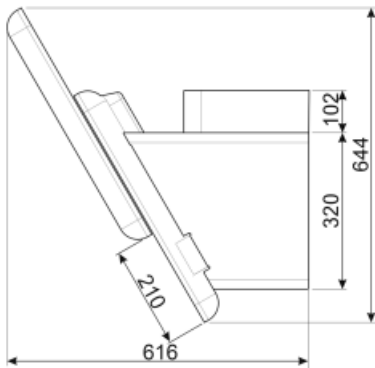
## Also available

**Alternative colours available**

White, Cream, Blue, Red

**Available colours**

KFAB75WH-KFAB75CR-KFAB75UJ-KFAB75RD




## Not included accessories

---



### KITCMNFABBL

Coppia di Camini (2 pezzi) dimensioni  
550 min 1035 max (263 \* 257 mm)  
KFAB75BL NERA










### FLTSI

Charcoal filters Kit 2 pieces

---

## Symbols glossary

---

- |  |  |   |  |
|--|--|---|--|
|  | Filters: Model has filters to help remove grease from the steam emanating from the pans during cooking.  |  | Switch off automatically: A special setting, to run after the end of cooking for a pre-set time and then switch off automatically. |
|  | A+: Energy efficiency class A+ helps to save up to 10% energy compared to class A. Maximum performance with minimum consumption is guaranteed. |  | Charcoal filters: Extracting through charcoal filters or directly to the exterior lessens strong cooking odours considerably.      |
|  | Warning light(s): to advise when filters need changing.  |  | Lights: All cooker hoods feature lights to illuminate the cooking area or add to the ambience of the kitchen.                      |
|  | Intensive/turbo setting: when extra fast extraction is required.   |   |  |