

# KI120XE

Product family	Hood
Hood Type	Decorative island hood
Design	T flat
Extraction	Extraction
Electronic control	Yes
Material	Stainless steel
Type of steel	Brushed
EAN code	8017709204051
Hood width	120 cm



## Aesthetics

Aesthetic Colour	Universale Stainless steel	Finishing Logo	Satin Embossed
------------------	-------------------------------	----------------	-------------------

## Controls

Control setting	Electronic buttons	Led color	White
-----------------	--------------------	-----------	-------

## Technical Features



No. of lights	4	Anti-grease filters	Aluminium
Light type	LED	Filter replacement indicator	Yes
Light Power	1 W	Vent outlet	150 mm
Light color temperature scale (°K)	4000 °K	Minimum distance from GAS hob	750 mm
Free outlet maximum capacity	820 m³/h	Minimum distance from ELECTRIC hob	650 mm
Motor power	275 W	Non return valve	Yes
No. of filters	4		

	Extraction rate IEC 61591 [m³/h]	Noise level IEC 60704-2-13 [dBA]
Speed 1	316	48
Speed 2	385	59

Speed 3	529	62
Intensive speed	783	70

## Accessories Included

Tube reduction Yes

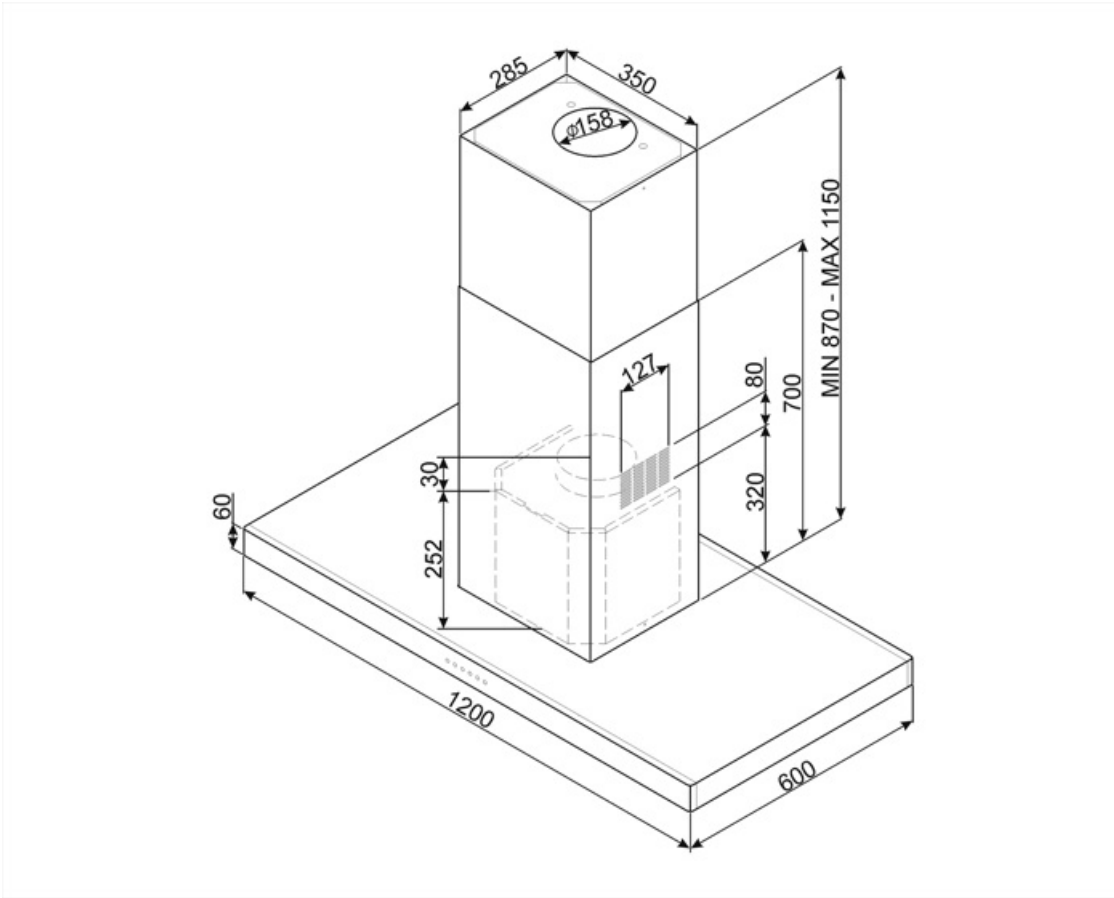
## Performance / Energy Label



Annual Efficiency Consumption (AEChood)	64 kWh/a	Airborne acoustical A-weighted sound Power Emission at maximum speed (SPEmax)	62 dBA
Energy efficiency class (EEC)	B	Airbourne acoustical A-weighted sound power emission at boost speed (SPEboost)	70 dBA
Fluid Dynamic Efficiency (FDE)	28,7	Power Consumption in Off mode (Po)	0,71 W
Fluid Dynamic Efficiency class (FDEC)	A	Time increase factor (F)	1,00
Lighting Efficiency (LE)	70,9 lux/W	Energy Efficiency Index	58,7
Lighting Efficiency Class (LEC)	A	Measured air flow rate at best efficiency point (Qbep)	394 m³/h
Grease Filtering Efficiency (GFE)	79,8 %	Measured air pressure at best efficiency point (Pbep)	449 Pa
Grease Filtering Efficiency Class (GFEC)	C	Measured electric power input at best efficiency point (Wbep)	171 W
Air flow at minimum speed (Qmin)	316 m³/h	Nominal Power consumption of the light system (WL)	4 W
Air flow at maximum speed (Qmax)	529 m³/h	Average illumination of the light on the cooking surface (Emiddle)	312 lux
Air flow at boost speed (Qboost)	783 m³/h	Sound power level at highest setting (Lwa)	62 dBA
Airbourne acoustical A-weighted sound Power Emission at minimum speed (SPEmin)	48 dBA		

## Electrical Connection

Plug	Not present	Frequency (Hz)	50-60 Hz
Electrical connection rating	279 W	Power supply cable length	1500 mm
Voltage	220-240 V		



---

## Not included accessories

---

### FLT6

Round Charcoal filters (kit 2 pieces)









### KITALLFC

Universal Charcoal filter Stainless Steel AISI 304 The filter can be washed in dishwasher 50 °C (water and suitable detergent) and to dry it put in the oven 180°C 25 minutes

---

## Symbols glossary (TT)

---

- |  |   |   |  |
|--|---|---|--|
|  | Filters: Model has filters to help remove grease from the steam emanating from the pans during cooking. |  | Switch off automatically: A special setting, to run after the end of cooking for a pre-set time and then switch off automatically. |
|  | Warning light(s): to advise when filters need changing.   |  | Lights: All cooker hoods feature lights to illuminate the cooking area or add to the ambience of the kitchen.                      |
|  | Intensive/turbo setting: when extra fast extraction is required.  |  |  |