

# KI905NXE2

Product family	Hood
Hood Type	Decorative island hood
Design	T flat
Extraction	Extraction
Electronic control	Yes
Material	Stainless steel
Type of steel	Brushed
EAN code	8017709253882
Hood width	90 cm
Aesthetic	Linea
Colour	Black
Finishing	Satin
Logo	Embossed



## Controls



Control setting	Touch control	Display	Yes
Led color	Ice		

## Program / Functions

No. of speeds	3
Intensive speed	

## Technical Features



No. of lights	4	No. of filters	3
Light type	LED	Anti-grease filters	Aluminium
Light Power	1 W	Vent outlet	150 mm
Light color temperature scale (K)	4000 K	Minimum distance from GAS hob	650 mm
Free outlet maximum capacity	820 m <sup>3</sup> /h	Minimum distance from ELECTRIC hob	650 mm
Motor power	275 W	Non return valve	Yes

	Extraction rate IEC 61591 [m <sup>3</sup> /h]	Noise level IEC 60704-2-13 [dBA]
Speed 1	266	49

Speed 2	385	59
Speed 3	469	61
Intensive speed	703	70

## Performance / Energy Label



<b>Annual Efficiency Consumption (AEChood)</b>	68 kWh/a	<b>Airbourne acoustical A-weighted sound Power Emission at minimum speed (SPEmin)</b>	49 dBA
<b>Energy efficiency class (EEC)</b>	B	<b>Airborne acoustical A-weighted sound Power Emission at maximum speed (SPEmax)</b>	61 dBA
<b>Fluid Dynamic Efficiency (FDE)</b>	27.9	<b>Airbourne acoustical A-weighted sound power emission at boost speed (SPEboost)</b>	70 dBA
<b>Fluid Dynamic Efficiency class (FDEC)</b>	B	<b>Time increase factor (F)</b>	1.00
<b>Lighting Efficiency (LE)</b>	79.8 lux/W	<b>Measured air flow rate at best efficiency point (Qbep)</b>	399 m <sup>3</sup> /h
<b>Lighting Efficiency Class (LEC)</b>	A	<b>Measured air pressure at best efficiency point (Pbep)</b>	445 Pa
<b>Grease Filtering Efficiency (GFE)</b>	84.3 %	<b>Measured electric power input at best efficiency point (Wbep)</b>	176 W
<b>Grease Filtering Efficiency Class (GFEC)</b>	C	<b>Nominal Power consumption of the light system (WL)</b>	4 W
<b>Air flow at minumum speed (Qmin)</b>	266 m <sup>3</sup> /h	<b>Average illumination of the light on the cooking surface (Emiddle)</b>	351 lux
<b>Air flow at maximum speed (Qmax)</b>	469 m <sup>3</sup> /h	<b>Sound power level at highest setting (Lwa)</b>	61 dBA
<b>Air flow at boost speed (Qboost)</b>	703 m <sup>3</sup> /h		

## Electrical Connection

<b>Electrical connection rating</b>	279 W	<b>Power supply cable length</b>	1500 mm
<b>Voltage</b>	220-240 V	<b>Plug</b>	Not present
<b>Frequency (Hz)</b>	50-60 Hz		

## Optional accessories

<b>Charcoal filter</b>	FLT6
------------------------	------



---

## Compatible Accessories

---

### FLT6

Round Charcoal filters (kit 2 pieces)









### KITALLFC

Universal Charcoal filter Stainless Steel AISI 304 The filter can be washed in dishwasher 50 °C (water and suitable detergent) and to dry it put in the oven 180°C 25 minutes

---

## Symbols glossary

---

- |  |   |   |   |
|--|---|---|---|
|  | <p><b>Filters:</b> Model has filters to help remove grease from the steam emanating from the pans during cooking.</p>       |  | <p><b>LED display:</b> to show programmes, functions and options selected and the time to the end of the cycle.</p>     |
|  | <p><b>Lights:</b> All cooker hoods feature lights to illuminate the cooking area or add to the ambience of the kitchen.</p> |  | <p><b>Touch controls:</b> Easy to use touch controls allow the appliance to be programmed at the touch of a button.</p> |
|  | <p><b>Intensive/turbo setting:</b> when extra fast extraction is required.</p>  |  |   |