

KI90CE

Product family	Hood
Tipo de Exaustor	Decorative island hood
Design	Chimney
Extraction	Extraction
Electronic control	Yes
Perimeter extraction	No
Material	Stainless steel
Type of steel	Brushed
EAN code	8017709204068
Aesthetic	Universal
Colour	Stainless steel
Acabamento	Satin
Logotipo	Logotipo embutido




Controls

Control setting	Buttons	Display	No
Led color	White		

Program / Functions

No. of speeds	3
Intensive speed	No
24h air filter function	No
Other functions	No
Time-setting options	No
Other options	No
Ventilação automática	No

Technical Features



Hood without motor	No	No. of filters	3
Remote motor	No	Anti-grease filters	Aluminium
No. of lights	4	Charcoal filters included	No
Light type	LED	Filter replacement indicator	Yes
Light Power	1 W	Vent outlet	150 mm
Dimmer mode	No	Minimum distance from GAS hob	750 mm
Escala de temperatura de cor clara (°K)	4000 °K	Minimum distance from ELECTRIC hob	650 mm
Free outlet maximum capacity	600 m ³ /h		

Motor power 200 W Non return valve Yes

	Extraction rate IEC 61591 [m³/h]	Noise level IEC 60704-2-13 [dBA]
Speed 1	239	40
Speed 2	410	57
Speed 3	578	63

Accessories Included

Remote control No Tube reduction Yes
Sliding door No

Performance / Energy Label



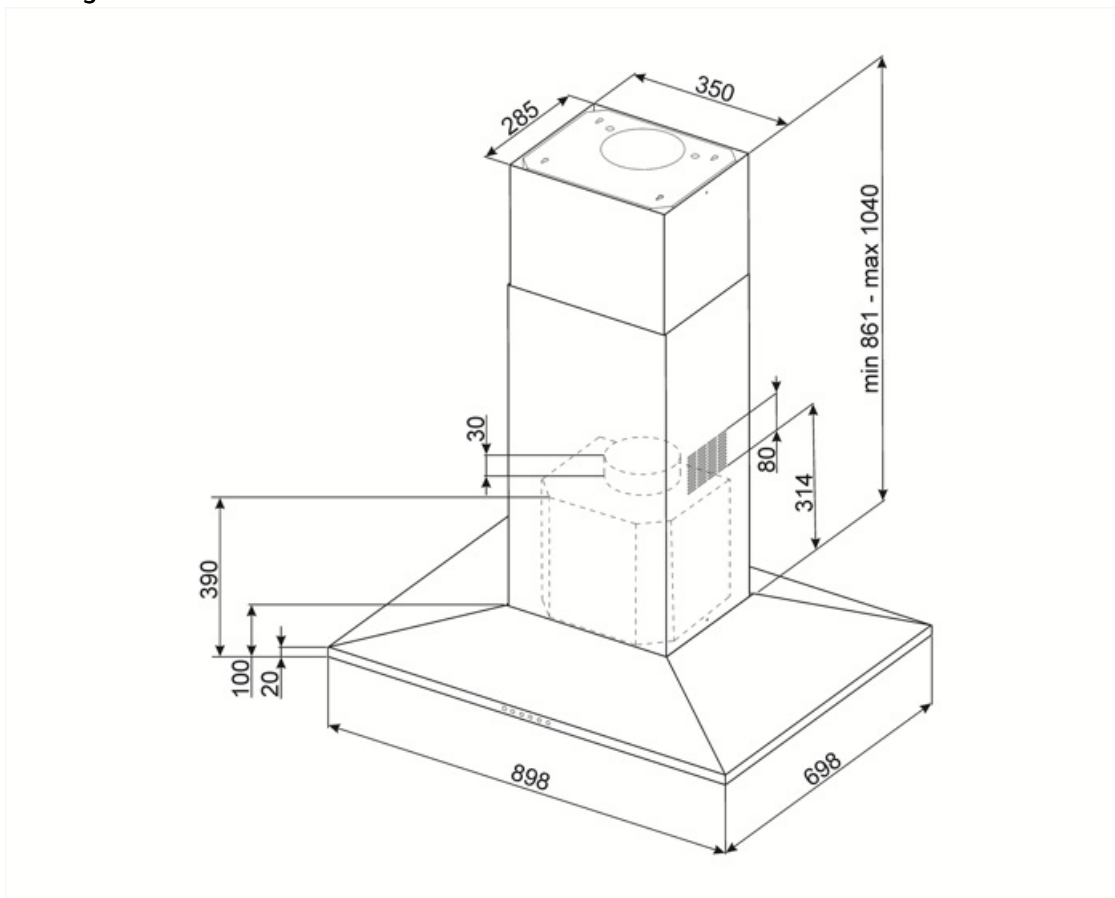
Consumo anual de energía (CAE exaustor)	57 kWh/a	Airbourne acoustical A-weighted sound Power Emission at minimum speed (SPEmin)	40 dBA
Energy efficiency class (EEC)	B	Airborne acoustical A-weighted sound Power Emission at maximum speed (SPEmax)	63 dBA
Fluid Dynamic Efficiency (FDE)	24,1	Time increase factor (F)	1,1
Fluid Dynamic Efficiency class (FDEC)	B	Energy Efficiency Index	62,3
Lighting Efficiency (LE)	93,9 lux/W	Measured air flow rate at best efficiency point (Qbep)	333 m³/h
Lighting Efficiency Class (LEC)	A	Measured air pressure at best efficiency point (Pbep)	348 Pa
Grease Filtering Efficiency (GFE)	80,3 %	Measured electric power input at best efficiency point (Wbep)	134 W
Grease Filtering Efficiency Class (GFEC)	C	Nominal Power consumption of the light system (WL)	4 W
Air flow at minumum speed (Qmin)	239 m³/h	Average illumination of the light on the cooking surface (Emiddle)	413 lux
Air flow at maximum speed (Qmax)	578 m³/h	Sound power level at highest setting (Lwa)	63 dBA

Electrical Connection

Plug No Frequency (Hz) 50-60 Hz

Electrical connection rating 205 W
Voltage 220-240 V

Comprimento do cabo de alimentação 1000 mm



Compatible Accessories


FLT6

Filtros de carvão redondos (kit 2 peças)



KITALLFC

Filtro de carvão universal Aço inoxidável AISI 304 O filtro pode ser lavado na máquina lava-louça a 50 °C (água e detergente adequado) e para secar colocar no forno 180°C 25 minutos



Symbols glossary



Filtros: O modelo tem filtros para ajudar a remover a graxa do vapor que emana das panelas durante o cozimento.



Luz(s) de aviso: para avisar quando os filtros precisam ser trocados.



Luzes: Todos os exaustores possuem luzes para iluminar a área de cozinhar ou adicionar ao ambiente da cozinha.