

KI90XE

Product family	Hood
Hood Type	Decorative island hood
Design	T flat
Extraction	Extraction
Electronic control	Yes
Material	Stainless steel
Type of steel	Brushed
EAN code	8017709204044
Hood width	90 cm



Aesthetics

Aesthetic Colour	Universale Stainless steel	Finishing Logo	Satin Embossed
------------------	----------------------------	----------------	----------------

Controls

Control setting	Electronic buttons	Led color	White
-----------------	--------------------	-----------	-------

Technical Features



No. of lights	4	Anti-grease filters	Aluminium
Light type	LED	Filter replacement indicator	Yes
Light Power	1 W	Vent outlet	150 mm
Light color temperature scale (°K)	4000 °K	Minimum distance from GAS hob	750 mm
Free outlet maximum capacity	820 m³/h	Minimum distance from ELECTRIC hob	650 mm
Motor power	275 W	Non return valve	Yes
No. of filters	3		

	Extraction rate IEC 61591 [m³/h]	Noise level IEC 60704-2-13 [dBA]
Speed 1	311	49
Speed 2	385	59

Speed 3	533	63
Intensive speed	740	71

Accessories Included

Tube reduction Yes

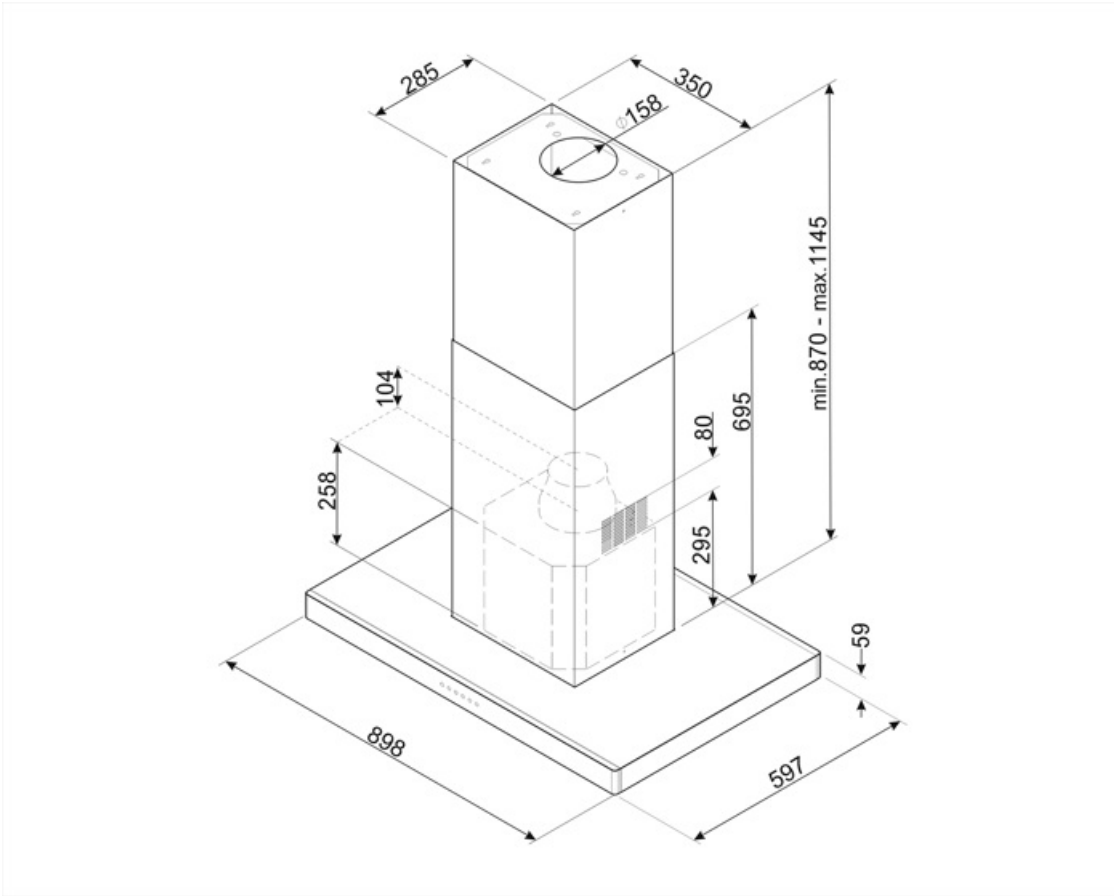
Performance / Energy Label



Annual Efficiency Consumption (AEChood)	66 kWh/a	Airbourne acoustical A-weighted sound Power Emission at minimum speed (SPEmin)	49 dBA
Energy efficiency class (EEC)	B	Airborne acoustical A-weighted sound Power Emission at maximum speed (SPEmax)	63 dBA
Fluid Dynamic Efficiency (FDE)	27,4	Airbourne acoustical A-weighted sound power emission at boost speed (SPEboost)	71 dBA
Fluid Dynamic Efficiency class (FDEC)	B	Power consumption in stand-by mode (Ps)	0,49 W
Lighting Efficiency (LE)	88,6 lux/W	Energy Efficiency Index	58,8
Lighting Efficiency Class (LEC)	A	Measured air flow rate at best efficiency point (Qbep)	390 m³/h
Grease Filtering Efficiency (GFE)	83,1 %	Measured air pressure at best efficiency point (Pbep)	451 Pa
Grease Filtering Efficiency Class (GFEC)	C	Measured electric power input at best efficiency point (Wbep)	171 W
Air flow at mininum speed (Qmin)	311 m³/h	Nominal Power consumption of the light system (WL)	4 W
Air flow at maximum speed (Qmax)	533 m³/h	Average illumination of the light on the cooking surface (Emiddle)	390 lux
Air flow at boost speed (Qboost)	740 m³/h	Sound power level at highest setting (Lwa)	63 dBA

Electrical Connection

Plug	Not present	Frequency (Hz)	50-60 Hz
Electrical connection rating	279 W	Power supply cable length	1500 mm
Voltage	220-240 V		



Not included accessories

FLT6







Round Charcoal filters (kit 2 pieces)



KITALLFC

Universal Charcoal filter Stainless Steel AISI 304 The filter can be washed in dishwasher 50 °C (water and suitable detergent) and to dry it put in the oven 180°C 25 minutes

Symbols glossary (TT)

- | | | | |
|--|---|---|--|
|  | Filters: Model has filters to help remove grease from the steam emanating from the pans during cooking. |  | Switch off automatically: A special setting, to run after the end of cooking for a pre-set time and then switch off automatically. |
|  | Warning light(s): to advise when filters need changing. |  | Lights: All cooker hoods feature lights to illuminate the cooking area or add to the ambience of the kitchen. |
|  | Intensive/turbo setting: when extra fast extraction is required. |  | |