

# KLT12L4WH






Product family	Hood
Hood Type	Ceiling hood
Design	Ceiling
Extraction	Extraction
Electronic control	Yes
Perimeter extraction	Yes
Material	Stainless steel
Type of steel	Brushed
EAN code	8017709326197
Aesthetic	Universale
Colour	Matt White
Finishing	Satin
Logo	Silk screen



## Controls

Control setting	Touch control back-lighted White
-----------------	-------------------------------------

## Programs / Functions

No. of speeds	3
Intensive speed	
24h air filter function	
Time-setting options	
Auto-vent 2.0	

## Technical Features




No. of lights	2	Anti-grease filters	Aluminium
Light type	LED	Filter replacement indicator	Yes
Light Power	7.4 W	Vent outlet	150 mm
Light color temperature range	3000° - 5700° °K	Minimum distance from GAS hob	650 mm
Free outlet maximum capacity	610 m <sup>3</sup> /h	Minimum distance from ELECTRIC hob	650 mm
Motor power	270 W	Non return valve	Yes
No. of filters	4		

	Extraction rate IEC 61591 [m <sup>3</sup> /h]	Noise level IEC 60704-2-13 [dBA]
Speed 1	194	51
Speed 2	315	57
Speed 3	447	65
Intensive speed	591	71

## Accessories Included

Remote control Yes

## Performance / Energy Label

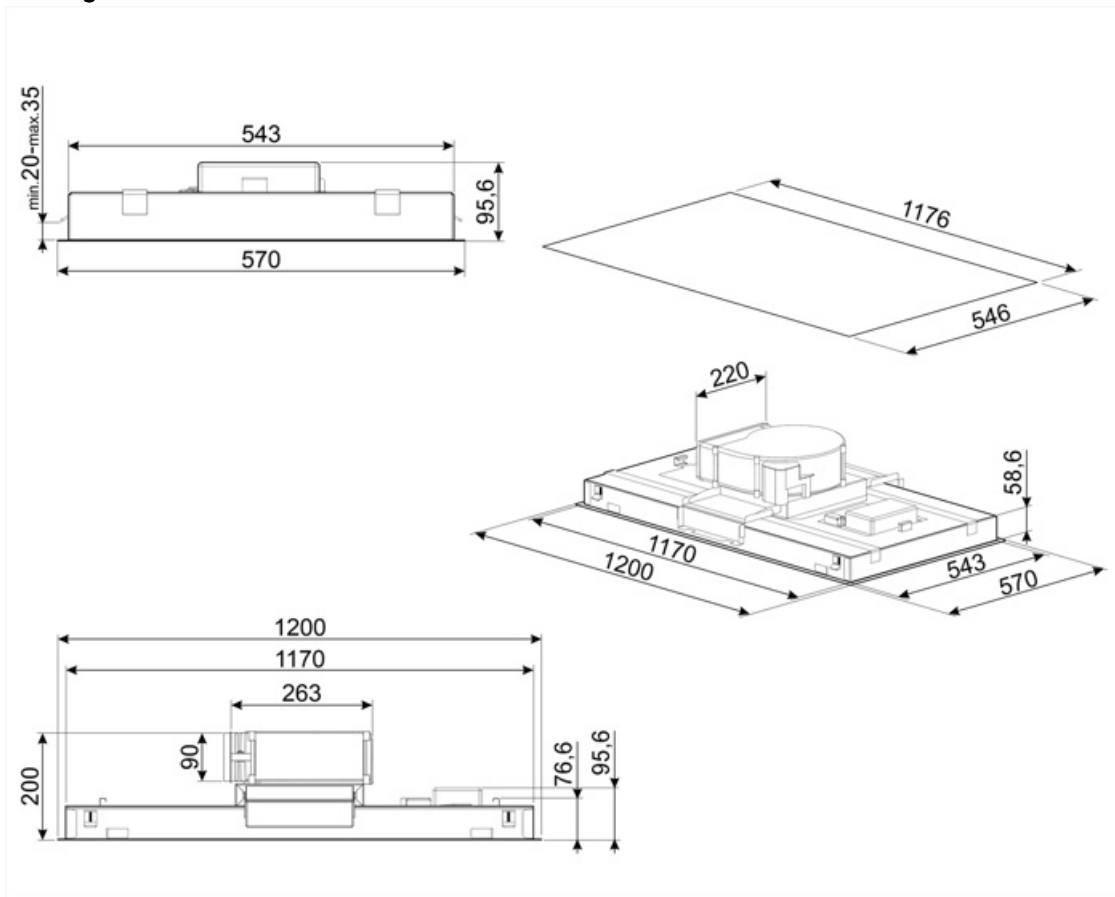
			
Annual Efficiency Consumption (AEC <sub>hood</sub> )	91 kWh/a	Airborne acoustical A-weighted sound Power Emission at maximum speed (SPE <sub>max</sub> )	66 dBA
Energy efficiency class (EEC)	B	Airbourne acoustical A-weighted sound power emission at boost speed (SPE <sub>boost</sub> )	71 dBA
Fluid Dynamic Efficiency (FDE)	27.1	Power consumption in stand-by mode (P <sub>s</sub> )	0.49 W
Fluid Dynamic Efficiency class (FDEC)	B	Time increase factor (F)	1.0
Lighting Efficiency (LE)	20.1 lux/W	Energy Efficiency Index	63.0
Lighting Efficiency Class (LEC)	B	Measured air flow rate at best efficiency point (Q <sub>bep</sub> )	339.3 m <sup>3</sup> /h
Grease Filtering Efficiency (GFE)	62.7 %	Measured air pressure at best efficiency point (P <sub>bep</sub> )	632 Pa
Grease Filtering Efficiency Class (GFEC)	E	Measured electric power input at best efficiency point (W <sub>bep</sub> )	219.5 W
Air flow at minumum speed (Q <sub>min</sub> )	194 m <sup>3</sup> /h	Nominal Power consumption of the light system (WL)	14.8 W
Air flow at maximum speed (Q <sub>max</sub> )	447 m <sup>3</sup> /h	Average illumination of the light on the cooking surface (E <sub>middle</sub> )	298 lux
Air flow at boost speed (Q <sub>boost</sub> )	591 m <sup>3</sup> /h	Sound power level at highest setting (L <sub>wa</sub> )	66 dBA
Airbourne acouistical A-weighted sound Power Emission at minimum speed (SPE <sub>min</sub> )	51 dBA		

## Electrical Connection

Plug	Not present	Frequency (Hz)	50-60 Hz
Electrical connection rating	305 W	Power supply cable length	1500 mm

Voltage

220-240 V



---


## Compatible Accessories

---



### KITALLFC

Universal Charcoal filter Stainless Steel AISI 304 The filter can be washed in dishwasher 50 °C (water and suitable detergent) and to dry it put in the oven 180°C 25 minutes



### KITFCKLTR











1 pcs of Charcoal filter Regenerable\* suitable for all the KLT\* models. \* It can be washed in the dishwasher up to 12 times and dry in the oven at max 90° for 60 min. dimension 235(H)x 200 (L) x 10 (D) mm



### RRA90

Round to rectangular adapter 220x90 mm to 150 Ø

## Symbols glossary

	24h: When selected this function refreshes the air for c. 10 minutes every hour over a 24 hour period, at minimum speed and an imperceptible noise level.		Filters: Model has filters to help remove grease from the steam emanating from the pans during cooking.
	Switch off automatically: A special setting, to run after the end of cooking for a pre-set time and then switch off automatically.		Warning light(s): to advise when filters need changing.
	Lights: All cooker hoods feature lights to illuminate the cooking area or add to the ambience of the kitchen.		Perimeter extraction panels: very efficient and aid noise reduction.
	Intensive/turbo setting: when extra fast extraction is required.		Connection between hob and hood
	Tunable white from warm to cold		

## Benefit (TT)

---

### **Perimetral aspiration**

Optimized extraction through the perimeter aspiration system

Perimeter aspiration enhances extraction efficiency by directing vapors along the edges of the panel beneath the filters, optimizing air capture

### **Dimmering & Tunable lights**

Customized lighting with LED lights featuring adjustable intensity and color temperature, from warm to cool tones

### **Touch display back lighted white**

Intuitive and immediate usability thanks to the elegant white LED backlit touch display

### **Autovent 2.0**

Centralized and practical control via Bluetooth connection between hob and hood

The Auto-Vent 2.0 system enables automatic hood management through connection with the hob: both appliances switch on simultaneously, and the extraction power adjusts in real time to the cooking intensity.