

KLT12L4WH







Product family	Hood
Tipo de Exaustor	Ceiling hood
Design	Ceiling
Extraction	Extraction
Electronic control	Yes
Perimeter extraction	Yes
Material	Stainless steel
Type of steel	Brushed
EAN code	8017709326197
Aesthetic	Universal
Colour	Matt White
Acabamento	Satin
Logotipo	Logotipo serigrafado



Controls

Control setting	Controle de toque retroiluminado Branco
-----------------	--

Program / Functions

No. of speeds	3
Intensive speed	
24h air filter function	
Other functions	No
Time-setting options	
Other options	No
Ventilação automática	No
Ventilação automática 2.0	

Technical Features



Hood without motor	No	No. of filters	4
Remote motor	No	Anti-grease filters	Aluminium
No. of lights	2	Charcoal filters included	No
Light type	LED	Filter replacement indicator	Yes
Light Power	7.4 W		
Dimmer mode	No	Vent outlet	150 mm


Faixa de temperatura de cor clara	3000° - 5700° °K	Minimum distance from GAS hob	650 mm
Free outlet maximum capacity	610 m³/h	Minimum distance from ELECTRIC hob	650 mm
Motor power	270 W	Non return valve	Yes

	Extraction rate IEC 61591 [m³/h]	Noise level IEC 60704-2-13 [dBA]
Speed 1	194	51
Speed 2	315	57
Speed 3	447	65
Intensive speed	591	71

Accessories Included

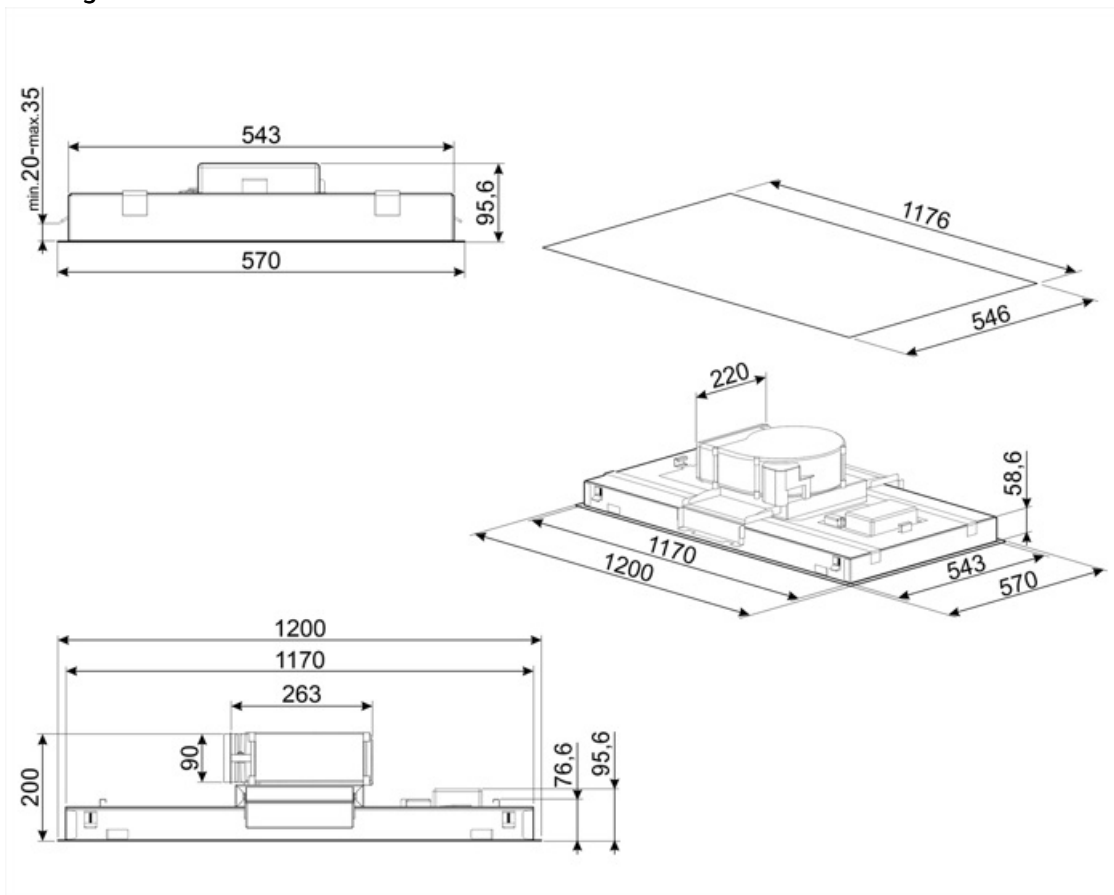
Remote control	Yes	Tube reduction	No
Sliding door	No		

Performance / Energy Label

 Consumo anual de energia (CAE exaustor)	91 kWh/a	Airborne acoustical A-weighted sound Power Emission at maximum speed (SPEmax)	66 dBA
Energy efficiency class (EEC)	B	Airbourne acoustical A-weighted sound power emission at boost speed (SPEboost)	71 dBA
Fluid Dynamic Efficiency (FDE)	27,1	Power consumption in stand-by mode (Ps)	0,49 W
Fluid Dynamic Efficiency class (FDEC)	B	Time increase factor (F)	1,0
Lighting Efficiency (LE)	20,1 lux/W	Energy Efficiency Index	63,0
Lighting Efficiency Class (LEC)	B	Measured air flow rate at best efficiency point (Qbep)	339.3 m³/h
Grease Filtering Efficiency (GFE)	62,7 %	Measured air pressure at best efficiency point (Pbep)	632 Pa
Grease Filtering Efficiency Class (GFEC)	E	Measured electric power input at best efficiency point (Wbep)	219.5 W
Air flow at minumum speed (Qmin)	194 m³/h	Nominal Power consumption of the light system (WL)	14.8 W
Air flow at maximum speed (Qmax)	447 m³/h	Average illumination of the light on the cooking surface (Emiddle)	298 lux
Air flow at boost speed (Qboost)	591 m³/h	Sound power level at highest setting (Lwa)	66 dBA
Airbourne acouistical A-weighted sound Power Emission at minimum speed (SPEmin)	51 dBA		

Electrical Connection

Plug	No	Frequency (Hz)	50-60 Hz
Electrical connection rating	305 W	Comprimento do cabo de alimentação	1500 mm
Voltage	220-240 V		




Compatible Accessories



KITALLFC

Filtro de carvão universal Aço inoxidável AISI 304 O filtro pode ser lavado na máquina lava-louça a 50 °C (água e detergente adequado) e para secar colocar no forno 180°C 25 minutos



KITFCKLTR











1 pcs de filtro de carvão Regenerável* adequado para todos os modelos KLT*. * Pode ser lavado na máquina lava-louça até 12 vezes e seco no forno a no máximo 90° durante 60 min. dimensão 235(H)x 200 (L) x 10 (D) mm



RRA90

Round to rectangular adapter 220x90 mm to 150 Ø

Symbols glossary

	24h: Quando selecionada, esta função refresca o ar durante cerca de 10 minutos a cada hora durante um período de 24 horas, a uma velocidade mínima e a um nível de ruído imperceptível.		Filtros: O modelo tem filtros para ajudar a remover a graxa do vapor que emana das panelas durante o cozimento.
	Desligar automaticamente: Uma configuração especial, para ser executada após o final do cozimento por um tempo pré-definido e, em seguida, desligar automaticamente.		Luz(s) de aviso: para avisar quando os filtros precisam ser trocados.
	Luzes: Todos os exaustores possuem luzes para iluminar a área de cozinhar ou adicionar ao ambiente da cozinha.		Painéis de extração de perímetro: muito eficiente e ajuda na redução de ruído.
	Configuração intensiva/turbo: quando a extração extra rápida é necessária.		Ligação entre a placa e o exaustor
	Branco sintonizável do quente ao frio		

Benefit (TT)

Perimetral aspiration

Optimized extraction through the perimeter aspiration system

Perimeter aspiration enhances extraction efficiency by directing vapors along the edges of the panel beneath the filters, optimizing air capture

Dimmering & Tunable lights

Customized lighting with LED lights featuring adjustable intensity and color temperature, from warm to cool tones

Touch display back lighted white

Intuitive and immediate usability thanks to the elegant white LED backlit touch display

Autovent 2.0

Centralized and practical control via Bluetooth connection between hob and hood

The Auto-Vent 2.0 system enables automatic hood management through connection with the hob: both appliances switch on simultaneously, and the extraction power adjusts in real time to the cooking intensity.