


KLT12L4X



Product family	Hood
Hood Type	Ceiling hood
Design	Ceiling
Extraction	Extraction
Electronic control	Yes
Perimeter extraction	Yes
Material	Stainless steel
Type of steel	Brushed
EAN code	8017709326203
Hood width	120 cm
Aesthetic	Universale
Colour	Stainless steel
Finishing	Satin
Logo	Silk screen



Controls

Control setting	Touch control back-lighted White
-----------------	-------------------------------------

Program / Functions

No. of speeds	3
Intensive speed	
24h air filter function	
Time-setting options	
Auto-vent 2.0	

Technical Features



No. of lights	2	No. of filters	4
Light type	LED	Anti-grease filters	Aluminium
Light Power	7,4 W	Filter replacement indicator	Yes
Dimmer mode	Yes	Vent outlet	150 mm
Light color temperature range	3000 - 5700 K	Minimum distance from GAS hob	650 mm
Free outlet maximum capacity	610 m³/h	Minimum distance from ELECTRIC hob	650 mm
Motor power	270 W	Non return valve	Yes

	Extraction rate IEC 61591 [m ³ /h]	Noise level IEC 60704-2-13 [dBA]
Speed 1	194	51
Speed 2	315	57
Speed 3	447	65
Intensive speed	591	71

Accessories included

Remote control Yes

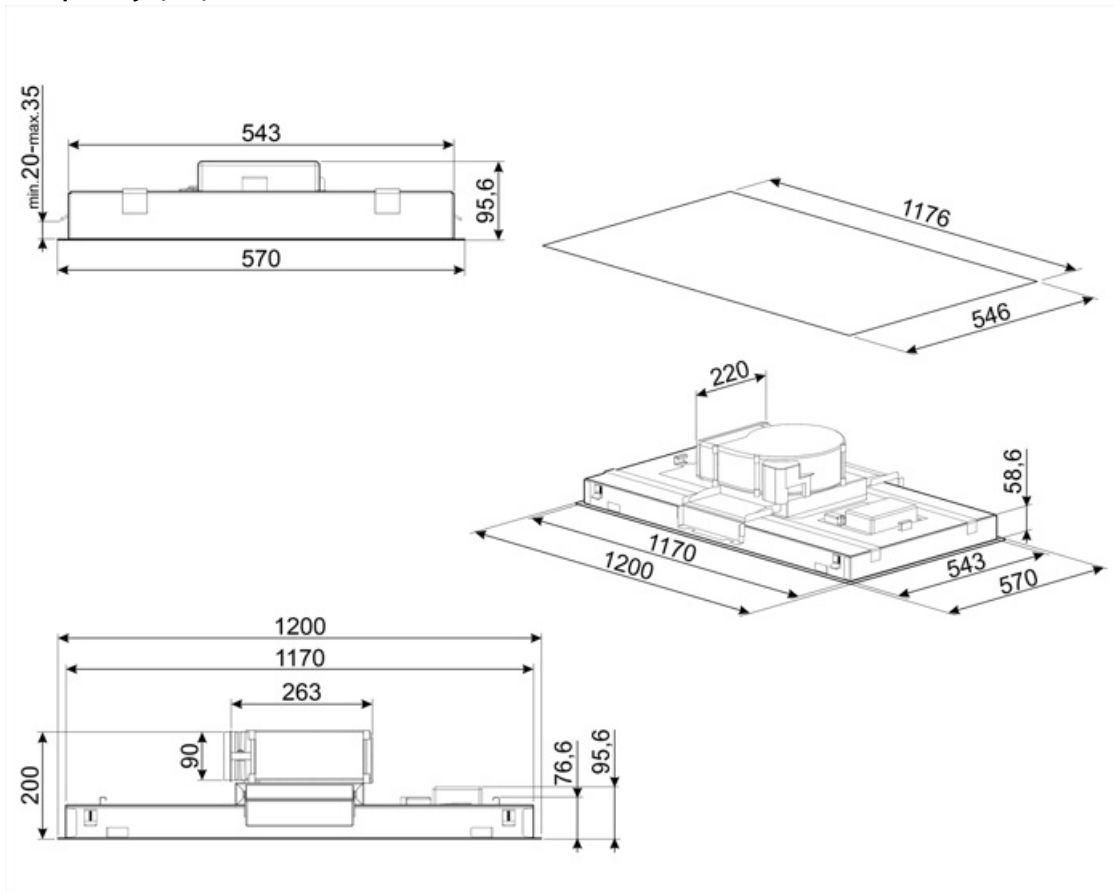
Performance / Energy Label



Annual Efficiency Consumption (AEChood)	91 kWh/a	Airbourne acoustical A-weighted sound Power Emission at minimum speed (SPEmin)	51 dBA
Energy efficiency class (EEC)	B	Airborne acoustical A-weighted sound Power Emission at maximum speed (SPEmax)	66 dBA
Fluid Dynamic Efficiency (FDE)	27,1	Airbourne acoustical A-weighted sound power emission at boost speed (SPEboost)	71 dBA
Fluid Dynamic Efficiency class (FDEC)	B	Time increase factor (F)	1,0
Lighting Efficiency (LE)	20,1 lux/W	Energy Efficiency Index	63,0
Lighting Efficiency Class (LEC)	B	Measured air flow rate at best efficiency point (Qbep)	339,3 m ³ /h
Grease Filtering Efficiency (GFE)	62,7 %	Measured air pressure at best efficiency point (Pbep)	632 Pa
Grease Filtering Efficiency Class (GFEC)	E	Measured electric power input at best efficiency point (Wbep)	219,5 W
Air flow at minumum speed (Qmin)	194 m ³ /h	Nominal Power consumption of the light system (WL)	14,8 W
Air flow at maximum speed (Qmax)	447 m ³ /h	Average illumination of the light on the cooking surface (Emiddle)	298 lux
Air flow at boost speed (Qboost)	591 m ³ /h	Sound power level at highest setting (Lwa)	66 dBA

Electrical Connection

Electrical connection rating	305 W	Power supply cable length	1500 mm
Voltage	220-240 V	Plug	Not present
Frequency (Hz)	50-60 Hz		



Compatible Accessories



KITALLFC

Universal Charcoal filter Stainless Steel AISI 304 The filter can be washed in dishwasher 50 °C (water and suitable detergent) and to dry it put in the oven 180°C 25 minutes



KITFCKLTR












1 pcs of Charcoal filter Regenerable* suitable for all the KLT* models. * It can be washed in the dishwasher up to 12 times and dry in the oven at max 90° for 60 min. dimension 235(H)x 200 (L) x 10 (D) mm



RRA90

Round to rectangular adapter 220x90 mm to 150 Ø

Symbols glossary

- | | | | |
|--|---|---|--|
|  | 24h: When selected this function refreshes the air for c. 10 minutes every hour over a 24 hour period, at minimum speed and an imperceptible noise level. |  | Filters: Model has filters to help remove grease from the steam emanating from the pans during cooking. |
|  | Connection between hob and hood |  | Switch off automatically: A special setting, to run after the end of cooking for a pre-set time and then switch off automatically. |
|  | |  | Dimmering Lights |
|  | Warning light(s): to advise when filters need changing. |  | Lights: All cooker hoods feature lights to illuminate the cooking area or add to the ambience of the kitchen. |
|  | Perimeter extraction panels: very efficient and aid noise reduction. |  | Tunable white from warm to cold. |
|  | Intensive/turbo setting: when extra fast extraction is required. | | |