

# KL T9L4X







Product family	Hood
Hood Type	Ceiling hood
Design	Ceiling
Extraction	Extraction
Electronic control	Yes
Perimeter extraction	Yes
Material	Stainless steel
Type of steel	Brushed
EAN code	8017709326227
Hood width	90 cm
Aesthetic	Universale
Colour	Stainless steel
Finishing	Satin
Logo	Silk screen



## Controls

Control setting	Touch control back-lighted White
-----------------	-------------------------------------

## Program / Functions

No. of speeds	3
Intensive speed	
24h air filter function	
Time-setting options	
Auto-vent 2.0	

## Technical Features



No. of lights	2	No. of filters	3
Light type	LED	Anti-grease filters	Aluminium
Light Power	7,4 W	Filter replacement indicator	Yes
Light color temperature scale (K)	3000 K	Vent outlet	150 mm
Light color temperature range	3000 - 5700 K	Minimum distance from GAS hob	650 mm
Free outlet maximum capacity	610 m³/h	Minimum distance from ELECTRIC hob	650 mm
Motor power	270 W	Non return valve	Yes

	Extraction rate IEC 61591 [m³/h]	Noise level IEC 60704- 2-13 [dBA]
Speed 1	208	48
Speed 2	323	55
Speed 3	452	62
Intensive speed	594	69

## Accessories Included

Remote control Yes

## Performance / Energy Label



Annual Efficiency Consumption (AEChood) 94 kWh/a

Energy efficiency class (EEC) B

Fluid Dynamic Efficiency (FDE) 25,9

Fluid Dynamic Efficiency class (FDEC) B

Lighting Efficiency (LE) 25,9 lux/W

Lighting Efficiency Class (LEC) B

Grease Filtering Efficiency (GFE) 72,0 %

Grease Filtering Efficiency Class (GFEC) D

Air flow at minumum speed (Qmin) 208 m³/h

Air flow at maximum speed (Qmax) 452 m³/h

Air flow at boost speed (Qboost) 594 m³/h

Airbourne acoustical A-weighted sound Power Emission at minimum speed (SPEmin) 48 dBA

Airborne acoustical A-weighted sound Power Emission at maximum speed (SPEmax) 63 dBA

Airbourne acoustical A-weighted sound power emission at boost speed (SPEboost) 69 dBA

Time increase factor (F) 1,1

Energy Efficiency Index 68,7

Measured air flow rate at best efficiency point (Qbep) 335 m³/h

Measured air pressure at best efficiency point (Pbep) 630 Pa

Measured electric power input at best efficiency point (Wbep) 226 W

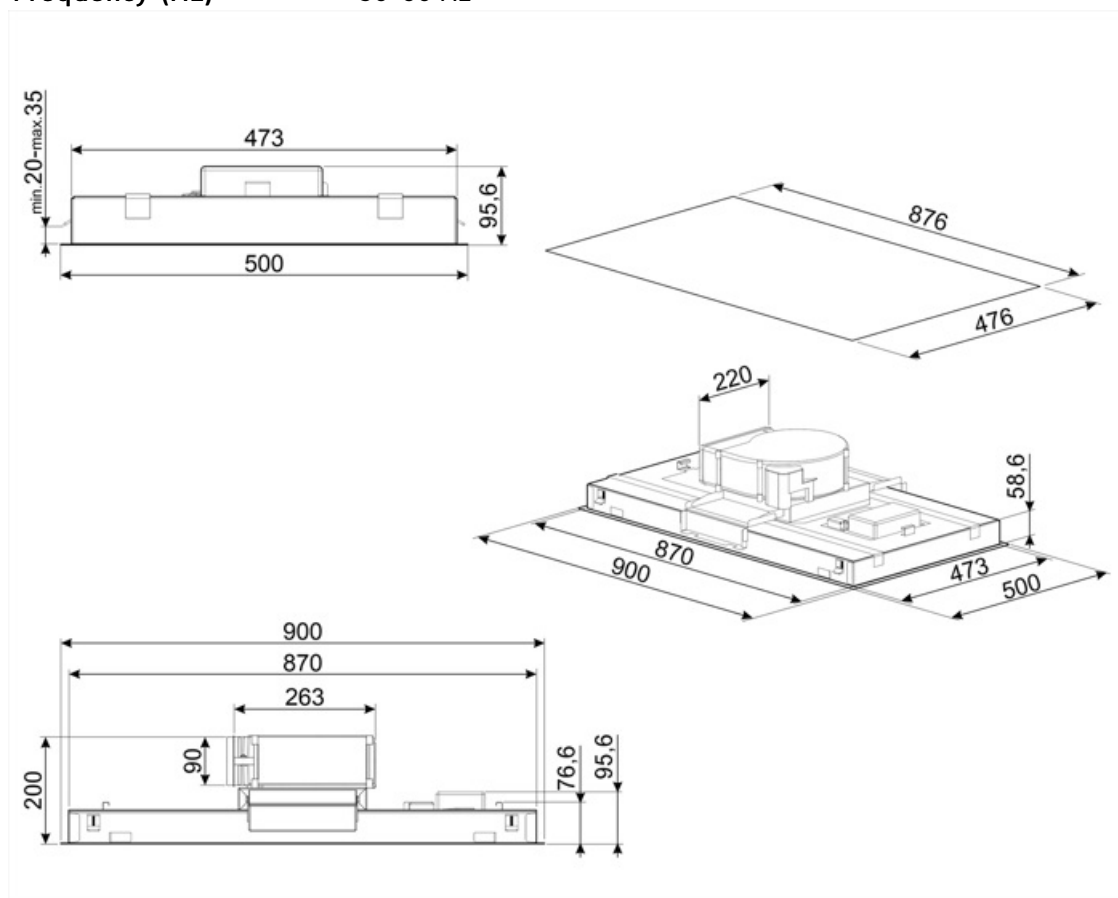
Nominal Power consumption of the light system (WL) 15 W

Average illumination of the light on the cooking surface (Emiddle) 303 lux

Sound power level at highest setting (Lwa) 63 dBA

## Electrical Connection

Electrical connection rating	305 W	Power supply cable length	1500 mm
Voltage	220-240 V	Plug	Not present
Frequency (Hz)	50-60 Hz		



---


## Compatible Accessories

---



### KITALLFC

Universal Charcoal filter Stainless Steel AISI 304 The filter can be washed in dishwasher 50 °C (water and suitable detergent) and to dry it put in the oven 180°C 25 minutes



### KITFCKLTR

1 pcs of Charcoal filter Regenerable\* suitable for all the KLT\* models. \* It can be washed in the dishwasher up to 12 times and dry in the oven at max 90° for 60 min. dimension 235(H )x 200 (L) x 10 (D) mm












### RRA90

Round to rectangular adapter 220x90 mm to 150 Ø

---

## Symbols glossary

---

	24h: When selected this function refreshes the air for c. 10 minutes every hour over a 24 hour period, at minimum speed and an imperceptible noise level.		Filters: Model has filters to help remove grease from the steam emanating from the pans during cooking.
	Switch off automatically: A special setting, to run after the end of cooking for a pre-set time and then switch off automatically.		Warning light(s): to advise when filters need changing.
	Lights: All cooker hoods feature lights to illuminate the cooking area or add to the ambience of the kitchen.		Perimeter extraction panels: very efficient and aid noise reduction.
	Intensive/turbo setting: when extra fast extraction is required.		Connection between hob and hood
	Tunable white from warm to cold.	