

# KLTI12L4MB





<b>Product family</b>	Hood
<b>Hood Type</b>	Decorative island hood
<b>Design</b>	T flat
<b>Extraction</b>	Extraction
<b>Electronic control</b>	Yes
<b>Material</b>	Painted material + Glass
<b>EAN code</b>	8017709312251
<b>Hood width</b>	120 cm
<b>Aesthetic</b>	Universale
<b>Colour</b>	Matt Black
<b>Glass Type</b>	Black
<b>Logo</b>	Silk screen



## Controls

<b>Control setting</b>	Touch control back-lighted White	<b>Led color</b>	White
------------------------	-------------------------------------	------------------	-------

## Program / Functions

<b>No. of speeds</b>	3
<b>Intensive speed</b>	
<b>24h air filter function</b>	
<b>Time-setting options</b>	
<b>Auto-vent 2.0</b>	

## Technical Features



<b>No. of lights</b>	2	<b>No. of filters</b>	3
<b>Light type</b>	LED	<b>Anti-grease filters</b>	Aluminium
<b>Light Power</b>	7,4 W	<b>Filter replacement indicator</b>	Yes
<b>Dimmer mode</b>	Yes	<b>Vent outlet</b>	150 mm
<b>Light color temperature range</b>	2700 - 4000 K	<b>Minimum distance from GAS hob</b>	750 mm
<b>Free outlet maximum capacity</b>	820 m <sup>3</sup> /h	<b>Minimum distance from ELECTRIC hob</b>	650 mm
<b>Motor power</b>	275 W	<b>Non return valve</b>	Yes

	Extraction rate IEC 61591 [m <sup>3</sup> /h]	Noise level IEC 60704-2-13 [dBA]
Speed 1	220	43
Speed 2	335	53
Speed 3	560	65
Intensive speed	739	71

## Accessories included

Tube reduction Yes

## Performance / Energy Label



Annual Efficiency Consumption (AEChood)	55 kWh/a	Airbourne acoustical A-weighted sound Power Emission at minimum speed (SPEmin)	43 dBA
Energy efficiency class (EEC)	A	Airborne acoustical A-weighted sound Power Emission at maximum speed (SPEmax)	66 dBA
Fluid Dynamic Efficiency (FDE)	33,9	Airbourne acoustical A-weighted sound power emission at boost speed (SPEboost)	71 dBA
Fluid Dynamic Efficiency class (FDEC)	A	Energy Efficiency Index	51,5
Lighting Efficiency (LE)	20,3 lux/W	Measured air flow rate at best efficiency point (Qbep)	384 m <sup>3</sup> /h
Lighting Efficiency Class (LEC)	D	Measured air pressure at best efficiency point (Pbep)	376 Pa
Grease Filtering Efficiency (GFE)	73,2 %	Measured electric power input at best efficiency point (Wbep)	151 W
Grease Filtering Efficiency Class (GFEC)	D	Nominal Power consumption of the light system (WL)	15 W
Air flow at minumum speed (Qmin)	220 m <sup>3</sup> /h	Average illumination of the light on the cooking surface (Emiddle)	300 lux
Air flow at maximum speed (Qmax)	560 m <sup>3</sup> /h	Sound power level at highest setting (Lwa)	66 dBA
Air flow at boost speed (Qboost)	739 m <sup>3</sup> /h		

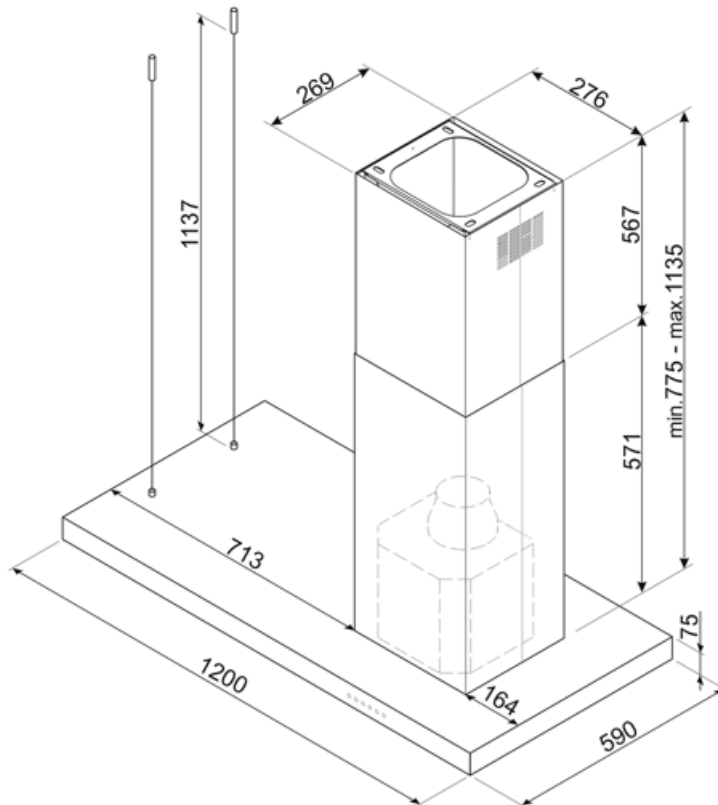
## Electrical Connection

Electrical connection rating	291 W	Power supply cable length	1500 mm
------------------------------	-------	---------------------------	---------

Voltage	220-240 V	Plug	Not present
Frequency (Hz)	50-60 Hz		

## Also available

Alternative colours available	Matt Black	Available colours	KLT112L4MB
-------------------------------	------------	-------------------	------------



---

## Compatible Accessories

---



### KITALLFC

Universal Charcoal filter Stainless Steel AISI 304 The filter can be washed in dishwasher 50 °C (water and suitable detergent) and to dry it put in the oven 180°C 25 minutes



### KITFCKBT











1 pc of charcoal filter for the hood models KBT\* / KBCT\*



### KITFCKBTR

1 pcs of Charcoal filter Regenerable\* suitable for all the KBT/KBCT models. \* It can be washed in the dishwasher up to 12 times and dry in the oven at max 90° for 60 min. dimension 237,5(H)x245x10 mm

## Symbols glossary

- |  |   |   |  |
|--|---|---|--|
|  | 24h: When selected this function refreshes the air for c. 10 minutes every hour over a 24 hour period, at minimum speed and an imperceptible noise level. |  | Filters: Model has filters to help remove grease from the steam emanating from the pans during cooking.                            |
|  | Energy efficiency class A   |  | Switch off automatically: A special setting, to run after the end of cooking for a pre-set time and then switch off automatically. |
|  | Warning light(s): to advise when filters need changing.   |  | Lights: All cooker hoods feature lights to illuminate the cooking area or add to the ambience of the kitchen.                      |
|  | Intensive/turbo setting: when extra fast extraction is required.  |  | Connection between hob and hood  |
|  | Dimmering Lights  |  | Tunable white from warm to cold.   |