

KPF12BL

| | |
|-------------------|------------------------------------|
| Product family | Hood |
| Hood Type | Decorative wall hood |
| Design | Chimney |
| Extraction | Extraction |
| Material | Stainless Steel + Painted Material |
| Type of steel | Brushed |
| EAN code | 8017709261634 |
| Hood width | 120 cm |
| Aesthetic | Portofino |
| Colour | Black |
| Serigraphy colour | Black |
| Logo | Applied |





Controls

| | | | |
|-----------------|---------------|-----------------|--------------|
| Control setting | Control knobs | Control knobs | Portofino |
| No. of controls | 2 | Controls colour | Steel effect |

Program / Functions

| | |
|-----------------|---|
| No. of speeds | 3 |
| Intensive speed |  |

Technical Features

| | | | |
|--|---|------------------------------------|-----------------|
|  |  | | |
| No. of lights | 4 | No. of filters | 4 |
| Light type | LED | Anti-grease filters | Stainless steel |
| Light Power | 4 W | Vent outlet | 150 mm |
| Light color temperature scale (K) | 4000 K | Minimum distance from GAS hob | 650 mm |
| Free outlet maximum capacity | 815 m ³ /h | Minimum distance from ELECTRIC hob | 650 mm |
| Motor power | 275 W | Non return valve | Yes |

| | Extraction rate IEC 61591 [m ³ /h] | Noise level IEC 60704-2-13 [dBA] |
|---------|---|----------------------------------|
| Speed 1 | 287 | 49 |
| Speed 2 | 389 | 58 |

| | | |
|-----------------|-----|----|
| Speed 3 | 606 | 67 |
| Intensive speed | 777 | 73 |

Performance / Energy Label



| | | | |
|--|-----------------------|--|-----------------------|
| Annual Efficiency Consumption (AEChood) | 42 kWh/a | Airbourne acoustical A-weighted sound Power Emission at minimum speed (SPEmin) | 49 dBA |
| Energy efficiency class (EEC) | A+ | Airborne acoustical A-weighted sound Power Emission at maximum speed (SPEmax) | 67 dBA |
| Fluid Dynamic Efficiency (FDE) | 36,3 | Airbourne acoustical A-weighted sound power emission at boost speed (SPEboost) | 73 dBA |
| Fluid Dynamic Efficiency class (FDEC) | A | Time increase factor (F) | 0,7 |
| Lighting Efficiency (LE) | 74,8 lux/W | Energy Efficiency Index | 41,4 |
| Lighting Efficiency Class (LEC) | A | Measured air flow rate at best efficiency point (Qbep) | 400 m ³ /h |
| Grease Filtering Efficiency (GFE) | 74,9 % | Measured air pressure at best efficiency point (Pbep) | 490 Pa |
| Grease Filtering Efficiency Class (GFEC) | D | Measured electric power input at best efficiency point (Wbep) | 150 W |
| Air flow at mininum speed (Qmin) | 287 m ³ /h | Nominal Power consumption of the light system (WL) | 4 W |
| Air flow at maximum speed (Qmax) | 606 m ³ /h | Average illumination of the light on the cooking surface (Emiddle) | 329 lux |
| Air flow at boost speed (Qboost) | 777 m ³ /h | Sound power level at highest setting (Lwa) | 67 dBA |

Electrical Connection

| | | | |
|------------------------------|-----------|---------------------------|-------------|
| Electrical connection rating | 280 W | Power supply cable length | 1000 mm |
| Voltage | 220-240 V | Plug | Not present |
| Frequency (Hz) | 50-60 Hz | | |

Also available

| | | | |
|-------------------------------|---|-------------------|-------------------|
| Alternative colours available | White, Black, Stainless steel, Red, Turquoise | Available colours | KPF12WH/BL/X/RD/T |
|-------------------------------|---|-------------------|-------------------|



Compatible Accessories



FLT6





Round Charcoal filters (kit 2 pieces)



KITALLFC

Universal Charcoal filter Stainless Steel AISI 304 The filter can be washed in dishwasher 50 °C (water and suitable detergent) and to dry it put in the oven 180°C 25 minutes

Symbols glossary

- | | | | |
|--|--|---|---|
|  | A+: Energy efficiency class A+ helps to save up to 10% energy compared to class A. Maximum performance with minimum consumption is guaranteed. |  | Filters: Model has filters to help remove grease from the steam emanating from the pans during cooking. |
|  | Lights: All cooker hoods feature lights to illuminate the cooking area or add to the ambience of the kitchen. |  | Intensive/turbo setting: when extra fast extraction is required. |