

KPF12T

Product family	Hood
Hood Type	Decorative wall hood
Design	Chimney
Extraction	Extraction
Material	Stainless Steel + Painted Material
Type of steel	Brushed
EAN code	8017709283438
Hood width	120 cm



Aesthetics

Aesthetic Colour	Portofino Turquoise	Serigraphy colour Logo	Black Applied
------------------	---------------------	------------------------	---------------



Controls

Control setting	Control knobs	Control knobs	Portofino
No. of controls	2	Controls colour	Steel effect

Programs / Functions

No. of speeds	3
Intensive speed	

Technical Features

			
No. of lights	4	No. of filters	4
Light type	LED	Anti-grease filters	Stainless steel
Light Power	4 W	Vent outlet	150 mm
Light color temperature scale (°K)	4000 °K	Minimum distance from GAS hob	650 mm
Free outlet maximum capacity	815 m ³ /h	Minimum distance from ELECTRIC hob	650 mm
Motor power	275 W	Non return valve	Yes

	Extraction rate IEC 61591 [m ³ /h]	Noise level IEC 60704-2-13 [dBA]
Speed 1	287	49
Speed 2	389	58
Speed 3	606	67
Intensive speed	777	73

Performance / Energy Label



Annual Efficiency Consumption (AEChood)	42 kWh/a	Airbourne acoustical A-weighted sound Power Emission at minimum speed (SPEmin)	49 dBA
Energy efficiency class (EEC)	A+	Airborne acoustical A-weighted sound Power Emission at maximum speed (SPEmax)	67 dBA
Fluid Dynamic Efficiency (FDE)	36.3	Airbourne acoustical A-weighted sound power emission at boost speed (SPEboost)	73 dBA
Fluid Dynamic Efficiency class (FDEC)	A	Time increase factor (F)	0.7
Lighting Efficiency (LE)	74.8 lux/W	Energy Efficiency Index	41.4
Lighting Efficiency Class (LEC)	A	Measured air flow rate at best efficiency point (Qbep)	400 m ³ /h
Grease Filtering Efficiency (GFE)	74.9 %	Measured air pressure at best efficiency point (Pbep)	490 Pa
Grease Filtering Efficiency Class (GFEC)	D	Measured electric power input at best efficiency point (Wbep)	150 W
Air flow at mininum speed (Qmin)	287 m ³ /h	Nominal Power consumption of the light system (WL)	4 W
Air flow at maximum speed (Qmax)	606 m ³ /h	Average illumination of the light on the cooking surface (Emiddle)	329 lux
Air flow at boost speed (Qboost)	777 m ³ /h	Sound power level at highest setting (Lwa)	67 dBA

Electrical Connection

Electrical connection rating	279 W	Frequency (Hz)	50-60 Hz
Voltage	220-240 V	Power supply cable length	1000 mm

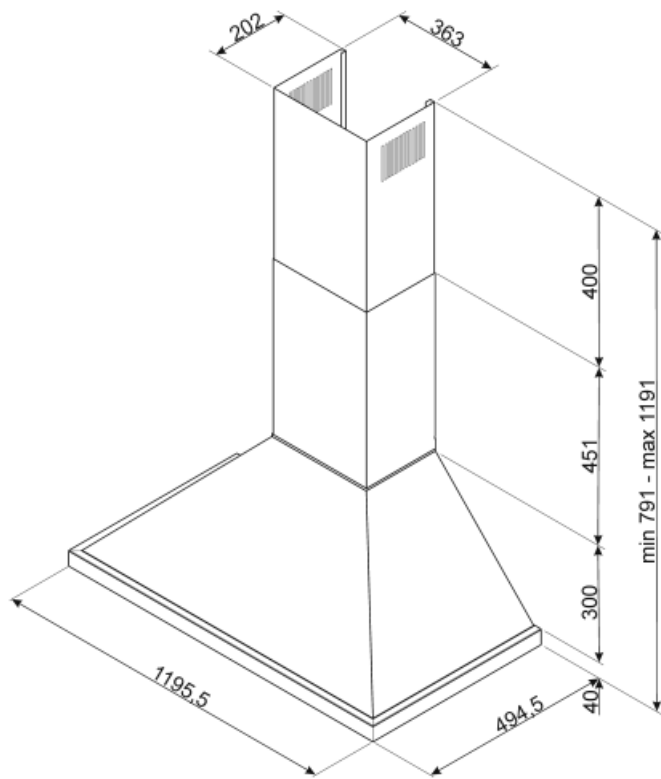
Also available

Alternative colours available

White, Black, Stainless steel, Red

Available colours

KPF12WH/BL/X/RD



Not included accessories

FLT6





Round Charcoal filters (kit 2 pieces)



KITALLFC

Universal Charcoal filter Stainless Steel AISI 304 The filter can be washed in dishwasher 50 °C (water and suitable detergent) and to dry it put in the oven 180°C 25 minutes

Symbols glossary (TT)

- | | |
|---|---|
|  A+: Energy efficiency class A+ helps to save up to 10% energy compared to class A. Maximum performance with minimum consumption is guaranteed. |  Filters: Model has filters to help remove grease from the steam emanating from the pans during cooking. |
|  Lights: All cooker hoods feature lights to illuminate the cooking area or add to the ambience of the kitchen. |  Intensive/turbo setting: when extra fast extraction is required. |