


# KPF12T

Product family	Hood
Tipo de Exaustor	Decorative wall hood
Design	Chimney
Extraction	Extraction
Electronic control	No
Perimeter extraction	No
Material	Stainless Steel + Painted Material
Type of steel	Brushed
EAN code	8017709283438
Aesthetic	Portofino
Colour	Turquesa
Cor da serigrafia	Serigrafia em preto
Logotipo	Logotipo aplicado





## Controls

Control setting	Control knobs	Control knobs	Portofino
No. of controls	2	Controls colour	Steel effect

## Program / Functions

No. of speeds	3
Intensive speed	
24h air filter function	No
Other functions	No
Time-setting options	No
Other options	No
Ventilação automática	No

## Technical Features

		Hood without motor	No	No. of filters	4
		Remote motor	No	Anti-grease filters	Stainless steel
		No. of lights	4	Charcoal filters included	No
		Light type	LED	Filter replacement indicator	No
		Light Power	4 W	Vent outlet	150 mm
		Dimmer mode	No	Minimum distance from GAS hob	650 mm
		Escala de temperatura de cor clara (°K)	4000 °K		

Free outlet maximum capacity	815 m <sup>3</sup> /h	Minimum distance from ELECTRIC hob	650 mm
Motor power	275 W	Non return valve	Yes

	Extraction rate IEC 61591 [m <sup>3</sup> /h]	Noise level IEC 60704-2-13 [dBA]
Speed 1	287	49
Speed 2	389	58
Speed 3	606	67
Intensive speed	777	73

## Accessories Included

Remote control	No	Tube reduction	No
Sliding door	No		

## Performance / Energy Label



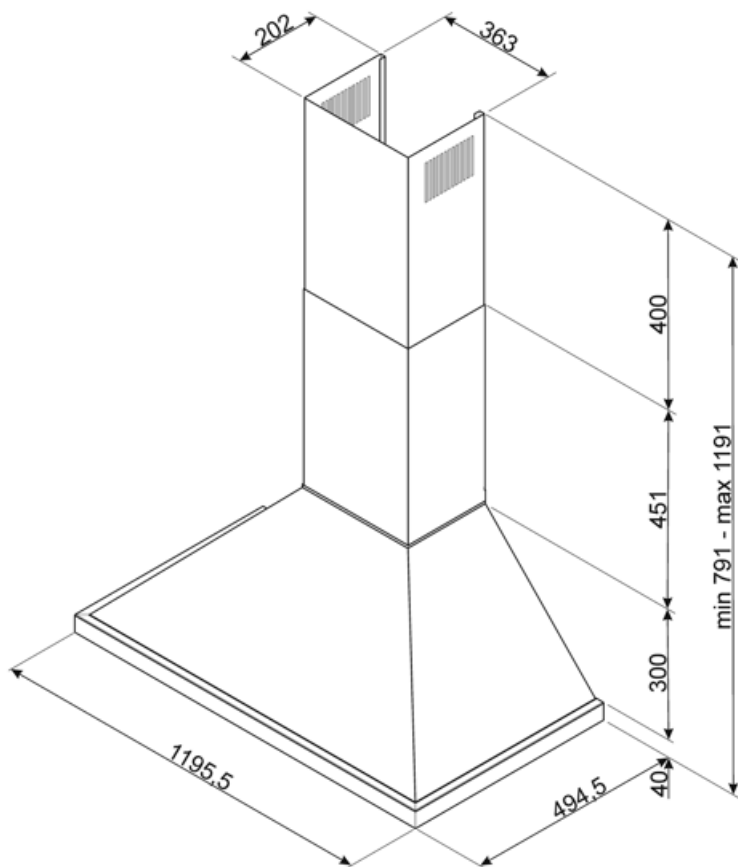
Consumo anual de energía (CAE exaustor)	42 kWh/a	Airbourne acoustical A-weighted sound Power Emission at minimum speed (SPEmin)	49 dBA
Energy efficiency class (EEC)	A+	Airborne acoustical A-weighted sound Power Emission at maximum speed (SPEmax)	67 dBA
Fluid Dynamic Efficiency (FDE)	36,3	Airbourne acoustical A-weighted sound power emission at boost speed (SPEboost)	73 dBA
Fluid Dynamic Efficiency class (FDEC)	A	Time increase factor (F)	0,7
Lighting Efficiency (LE)	74,8 lux/W	Energy Efficiency Index	41,4
Lighting Efficiency Class (LEC)	A	Measured air flow rate at best efficiency point (Qbep)	400 m <sup>3</sup> /h
Grease Filtering Efficiency (GFE)	74,9 %	Measured air pressure at best efficiency point (Pbep)	490 Pa
Grease Filtering Efficiency Class (GFEC)	D	Measured electric power input at best efficiency point (Wbep)	150 W
Air flow at minumum speed (Qmin)	287 m <sup>3</sup> /h	Nominal Power consumption of the light system (WL)	4 W
Air flow at maximum speed (Qmax)	606 m <sup>3</sup> /h	Average illumination of the light on the cooking surface (Emiddle)	329 lux
Air flow at boost speed (Qboost)	777 m <sup>3</sup> /h	Sound power level at highest setting (Lwa)	67 dBA

## Electrical Connection

Plug	No	Frequency (Hz)	50-60 Hz
Electrical connection rating	279 W	Comprimento do cabo de alimentação	1000 mm
Voltage	220-240 V		

## Also available

Outras cores disponíveis	Branca, Preta, Aço inox, Encarnada	Códigos das outras cores disponíveis	KPF12WH/BL/X/RD
--------------------------	------------------------------------	--------------------------------------	-----------------



---

## Compatible Accessories

---

### FLT6

Filtros de carvão redondos (kit 2 peças)



### KITALLFC

Filtro de carvão universal Aço inoxidável AISI 304 O filtro pode ser lavado na máquina lava-louça a 50 °C (água e detergente adequado) e para secar colocar no forno 180°C 25 minutos



---

## Symbols glossary

---



**Filtros:** O modelo tem filtros para ajudar a remover a graxa do vapor que emana das panelas durante o cozimento.



**Luzes:** Todos os exaustores possuem luzes para iluminar a área de cozinhar ou adicionar ao ambiente da cozinha.



**A+:** A classe de eficiência energética A+ ajuda a economizar até 10% de energia em comparação com a classe A. O desempenho máximo com consumo mínimo é garantido.



**Configuração intensiva/turbo:** quando a extração extra rápida é necessária.