

KPF94X

Product family	Hood
Tipo de Exaustor	Decorative wall hood
Design	Chimney
Extraction	Extraction
Electronic control	No
Perimeter extraction	No
Material	Stainless steel
Type of steel	Brushed
EAN code	8017709350871
Aesthetic	Universal
Colour	Stainless steel
Cor da serigrafia	Serigrafia em cinza
Logotipo	Logotipo aplicado






Controls



Control setting Touch control

Program / Functions

No. of speeds	3
Intensive speed	
24h air filter function	No
Other functions	No
Time-setting options	No
Other options	No
Ventilação automática 2.0	
Ventilação automática 2.0	

Technical Features



Hood without motor	No	No. of filters	3
Remote motor	No	Anti-grease filters	Stainless steel
No. of lights	2	Charcoal filters included	No
Light type	LED	Filter replacement indicator	No
Light Power	2 W		
Dimmer mode	Yes	Vent outlet	150 mm

Escala de temperatura de cor clara (°K)	4000 °K	Minimum distance from GAS hob	750 mm
Free outlet maximum capacity	815 m³/h	Minimum distance from ELECTRIC hob	650 mm
Motor power	275 W	Non return valve	Yes

	Extraction rate IEC 61591 [m³/h]	Noise level IEC 60704-2-13 [dBA]
Speed 1	288	48
Speed 2	421	63
Speed 3	630	67
Intensive speed	781	72

Accessories Included

Remote control	No	Tube reduction	No
Sliding door	No		

Performance / Energy Label



Consumo anual de energia (CAE exaustor)	40 kWh/a	Airbourne acoustical A-weighted sound Power Emission at minimum speed (SPEmin)	48 dBA
Energy efficiency class (EEC)	A+	Airborne acoustical A-weighted sound Power Emission at maximum speed (SPEmax)	67 dBA
Fluid Dynamic Efficiency (FDE)	36,2	Airbourne acoustical A-weighted sound power emission at boost speed (SPEboost)	72 dBA
Fluid Dynamic Efficiency class (FDEC)	A	Time increase factor (F)	1,00
Lighting Efficiency (LE)	78,2 lux/W	Energy Efficiency Index	40,3
Lighting Efficiency Class (LEC)	A	Measured air flow rate at best efficiency point (Qbep)	413 m³/h
Grease Filtering Efficiency (GFE)	78,5 %	Measured air pressure at best efficiency point (Pbep)	476 Pa
Grease Filtering Efficiency Class (GFEC)	C	Measured electric power input at best efficiency point (Wbep)	151 W
Air flow at minumum speed (Qmin)	288 m³/h	Nominal Power consumption of the light system (WL)	2 W
Air flow at maximum speed (Qmax)	630 m³/h	Average illumination of the light on the cooking surface (Emiddle)	172 lux
Air flow at boost speed (Qboost)	781 m³/h		

Sound power level at highest setting (Lwa)

67 dBA

Electrical Connection

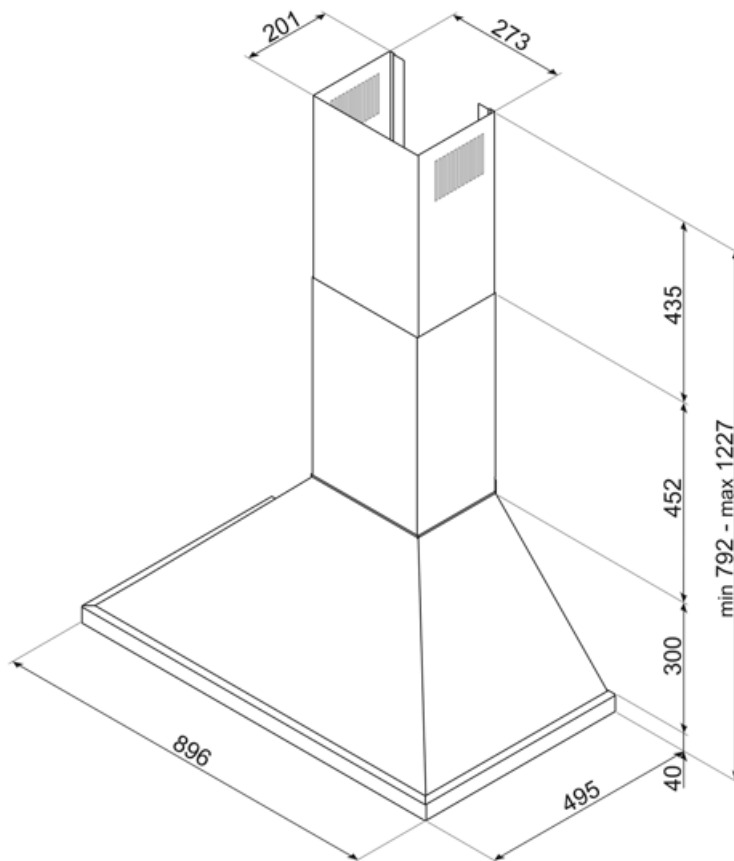
Plug	No	Frequency (Hz)	50-60 Hz
Electrical connection rating	277 W	Comprimento do cabo de alimentação	1000 mm
Voltage	220-240 V		

Also available

Outras cores disponíveis Branca, Aço inox, Antracite, Amarela, Verde, Encarnada, Laranja

Códigos das outras cores disponíveis

KPF9WH-KPF9X-KPF9AN-KPF9YW-KP9OG-KPF9RD-KPF9OR



Compatible Accessories

FLT6

Filtros de carvão redondos (kit 2 peças)











KITALLFC

Filtro de carvão universal Aço inoxidável AISI 304 O filtro pode ser lavado na máquina lava-louça a 50 °C (água e detergente adequado) e para secar colocar no forno 180°C 25 minutos



Symbols glossary

- | | | | |
|--|--|---|--|
|  | Filtros: O modelo tem filtros para ajudar a remover a graxa do vapor que emana das panelas durante o cozimento. |  | Ligação entre a placa e o exaustor |
|  | A+: A classe de eficiência energética A+ ajuda a economizar até 10% de energia em comparação com a classe A. O desempenho máximo com consumo mínimo é garantido. |  | Luzes de escurecimento |
|  | Luzes: Todos os exaustores possuem luzes para iluminar a área de cozinhar ou adicionar ao ambiente da cozinha. |  | Controles táteis: O controles táteis, fáceis de usar, permitem que o aparelho seja programado com o toque de um botão. |
|  | Configuração intensiva/turbo: quando a extração extra rápida é necessária. |  | V-Condense System is a system that avoids the drips of condensation that you could show up on the hood within certain circumstance of use. |

Benefit (TT)

Autovent 2.0

Centralized and practical control via Bluetooth connection between hob and hood

The Auto-Vent 2.0 system enables automatic hood management through connection with the hob: both appliances switch on simultaneously, and the extraction power adjusts in real time to the cooking intensity.

V-Condense System

Maximum cleanliness and protection with inclined anti-condensation baffle filters in stainless steel and integrated fixed collector

The V-Condense system collects the condensation forming on the filters, channeling it into the fixed collector integrated into the hood, preventing dripping onto the hob and ensuring maximum operating efficiency.