

KPF9YW

Product family	Hood
Hood Type	Decorative wall hood
Design	Chimney
Extraction	Extraction
Material	Stainless Steel + Painted Material
Type of steel	Brushed
EAN code	8017709236335
Hood width	90 cm





Aesthetics

Aesthetic Colour	Portofino Yellow	Serigraphy colour Logo	Black Applied
------------------	------------------	------------------------	---------------

Controls

Control setting	Control knobs	Control knobs	Portofino
No. of controls	2	Controls colour	Steel effect

Technical Features

			
No. of lights	2	No. of filters	3
Light type	LED	Anti-grease filters	Stainless steel
Light Power	2 W	Vent outlet	150 mm
Light color temperature scale (°K)	4000 °K	Minimum distance from GAS hob	750 mm
Free outlet maximum capacity	815 m ³ /h	Minimum distance from ELECTRIC hob	650 mm
Motor power	275 W	Non return valve	Yes

	Extraction rate IEC 61591 [m ³ /h]	Noise level IEC 60704-2-13 [dBA]
Speed 1	288	48
Speed 2	421	63

Speed 3	630	67
Intensive speed	781	72

Performance / Energy Label



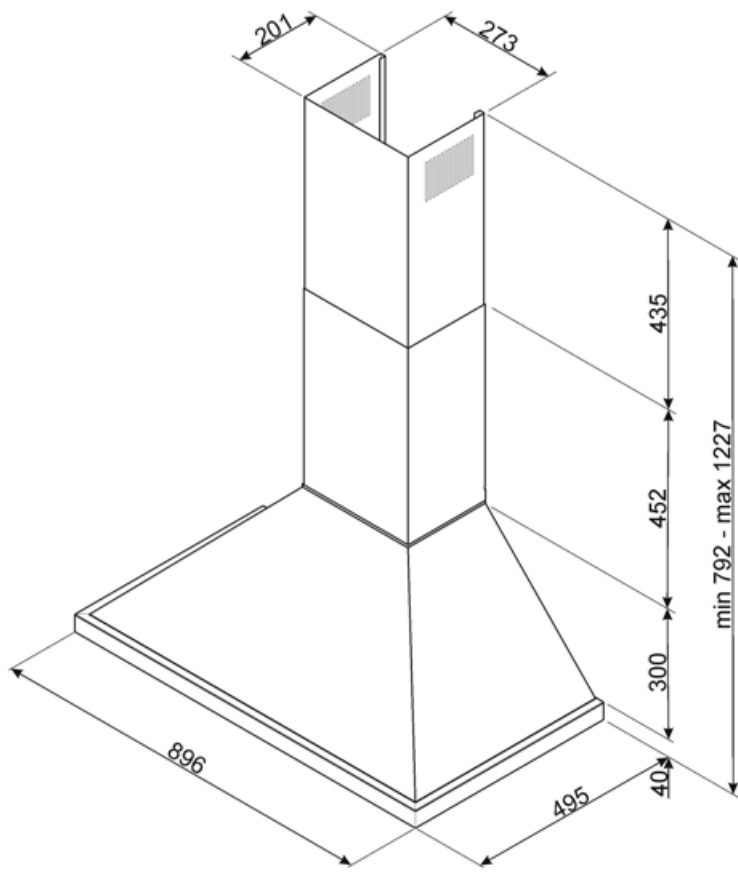
Annual Efficiency Consumption (AEChood)	40 kWh/a	Airbourne acoustical A-weighted sound Power Emission at minimum speed (SPEmin)	48 dBA
Energy efficiency class (EEC)	A+	Airborne acoustical A-weighted sound Power Emission at maximum speed (SPEmax)	67 dBA
Fluid Dynamic Efficiency (FDE)	36,2	Airbourne acoustical A-weighted sound power emission at boost speed (SPEboost)	72 dBA
Fluid Dynamic Efficiency class (FDEC)	A	Time increase factor (F)	1,00
Lighting Efficiency (LE)	78,2 lux/W	Energy Efficiency Index	40,3
Lighting Efficiency Class (LEC)	A	Measured air flow rate at best efficiency point (Qbep)	413 m ³ /h
Grease Filtering Efficiency (GFE)	78,5 %	Measured air pressure at best efficiency point (Pbep)	476 Pa
Grease Filtering Efficiency Class (GFEC)	C	Measured electric power input at best efficiency point (Wbep)	151 W
Air flow at minumum speed (Qmin)	288 m ³ /h	Nominal Power consumption of the light system (WL)	2 W
Air flow at maximum speed (Qmax)	630 m ³ /h	Average illumination of the light on the cooking surface (Emiddle)	172 lux
Air flow at boost speed (Qboost)	781 m ³ /h	Sound power level at highest setting (Lwa)	67 dBA

Electrical Connection

Plug	Not present	Frequency (Hz)	50-60 Hz
Electrical connection rating	277 W	Power supply cable length	1000 mm
Voltage	220-240 V		

Also available

Alternative colours available	White, Black, Stainless steel, Anthracite, Green, Red, Orange	Available colours	KPF9WH-KPF9BL-KPF9X-KPF9AN-KP9OG-KPF9RD-KPF9OR
-------------------------------	---	-------------------	--



Not included accessories

FLT6

Round Charcoal filters (kit 2 pieces)



KITALLFC

Universal Charcoal filter Stainless Steel AISI 304 The filter can be washed in dishwasher 50 °C (water and suitable detergent) and to dry it put in the oven 180°C 25 minutes

Symbols glossary (TT)

- | | | | |
|--|--|---|---|
|  | A+: Energy efficiency class A+ helps to save up to 10% energy compared to class A. Maximum performance with minimum consumption is guaranteed. |  | Filters: Model has filters to help remove grease from the steam emanating from the pans during cooking. |
|  | Lights: All cooker hoods feature lights to illuminate the cooking area or add to the ambience of the kitchen. |  | Intensive/turbo setting: when extra fast extraction is required. |