

# KPFA12BL

Product family	Hood
Hood Type	Decorative wall hood
Design	Chimney
Extraction	Extraction
Material	Stainless Steel + Painted Material
Type of steel	Brushed
EAN code	8017709293512
Hood width	120 cm
Aesthetic	Portofino
Colour	Black
Serigraphy colour	Black
Logo	Applied



## Controls

Control setting	Control knobs	Control knobs	Portofino
No. of controls	2	Controls colour	Steel effect

## Program / Functions

No. of speeds	3
Intensive speed	

## Technical Features



No. of lights	4	No. of filters	4
Light type	LED	Anti-grease filters	Stainless steel
Light Power	4 W	Vent outlet	150 mm
Light color temperature scale (K)	4000 K	Minimum distance from GAS hob	650 mm
Light color temperature range	3000 - 5700 K	Minimum distance from ELECTRIC hob	650 mm
Free outlet maximum capacity	815 m <sup>3</sup> /h	Non return valve	Yes
Motor power	275 W		

	Extraction rate IEC 61591 [m <sup>3</sup> /h]	Noise level IEC 60704-2-13 [dBA]
Speed 1	287	49

Speed 2	389	58
Speed 3	606	67
Intensive speed	777	73

## Performance / Energy Label



<b>Annual Efficiency Consumption (AEChood)</b>	42 kWh/a	<b>Airbourne acoustical A-weighted sound power emission at boost speed (SPEboost)</b>	73 dBA
<b>Energy efficiency class ( EEC)</b>	A+	<b>Time increase factor (F)</b>	0.7
<b>Fluid Dynamic Efficiency (FDE)</b>	36.3	<b>Energy Efficiency Index</b>	41.4
<b>Lighting Efficiency (LE)</b>	74.8 lux/W	<b>Measured air flow rate at best efficiency point (Qbep)</b>	400 m <sup>3</sup> /h
<b>Grease Filtering Efficiency (GFE)</b>	74.9 %	<b>Measured air pressure at best efficiency point (Pbep)</b>	490 Pa
<b>Air flow at minumum speed (Qmin)</b>	287 m <sup>3</sup> /h	<b>Measured electric power input at best efficiency point (Wbep)</b>	150 W
<b>Air flow at maximum speed (Qmax)</b>	606 m <sup>3</sup> /h	<b>Nominal Power consumption of the light system (WL)</b>	4 W
<b>Air flow at boost speed (Qboost)</b>	777 m <sup>3</sup> /h	<b>Average illumination of the light on the cooking surface (Emiddle)</b>	329 lux
<b>Airbourne acouistical A-weighted sound Power Emission at minimum speed (SPEmin)</b>	49 dBA	<b>Sound power level at highest setting (Lwa)</b>	67 dBA
<b>Airborne acoustical A-weighted sound Power Emission at maximum speed (SPEmax)</b>	67 dBA		

## Electrical Connection

<b>Voltage</b>	220-240 V	<b>Power supply cable length</b>	1000 mm
<b>Frequency (Hz)</b>	50-60 Hz	<b>Plug</b>	No

## Also available






<b>Alternative colours available</b>	White, Black, Stainless steel, Red, Turquoise	<b>Available colours</b>	KPF12WH/BL/X/RD/T
--------------------------------------	---	--------------------------	-------------------



---

## Symbols glossary

---

-  A+: Energy efficiency class A+ helps to save up to 10% energy compared to class A. Maximum performance with minimum consumption is guaranteed.
-  Filters: Model has filters to help remove grease from the steam emanating from the pans during cooking.
-  Lights: All cooker hoods feature lights to illuminate the cooking area or add to the ambience of the kitchen.
-  Intensive/turbo setting: when extra fast extraction is required.
-  Tunable white from warm to cold.