

KPRU30X

Product family	Hood
Hood Type	Integrated (semi) hood
Design	Canopy pro-style
Extraction	Extraction
Electronic control	Yes
Material	Stainless steel
Type of steel	Brushed
EAN code	8017709338565
Hood width	30 "
Aesthetic	Classica
Colour	Stainless steel
Finishing	Satin
Logo	Embossed






Controls



Control setting Touch control

Program / Functions

No. of speeds	4
Intensive speed	
24h air filter function	
Auto-vent 2.0	

Technical Features



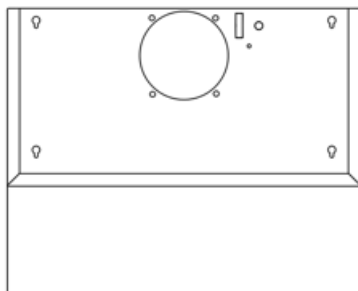
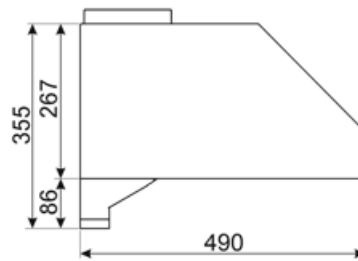
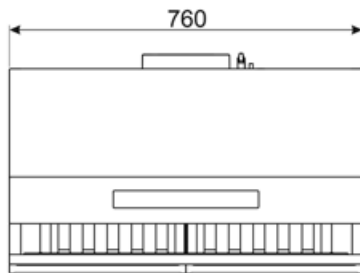
No. of lights	2	No. of filters	2
Light type	LED	Anti-grease filters	Stainless steel
Light Power	1,3 W	Filter replacement indicator	Yes
Dimmer mode	Yes	Vent outlet	5 7/8 "
Light color temperature scale (K)	3000 K	Minimum distance from GAS hob	750 "
Free outlet maximum capacity	599 CFM	Minimum distance from ELECTRIC hob	650 "
Motor power	350 W	Non return valve	Yes

	Extraction rate IEC 61591 [CFM]	Noise level IEC 60704-2-13 [dBA]
Speed 1	213	54
Speed 2	325.5	63
Speed 3	454	70
Intensive speed	590.5	76

Electrical Connection

Electrical connection rating 353 W
Voltage 120 V
Frequency (Hz) 60 Hz

Power supply cable length 1000 "
Plug No



Compatible Accessories

FLT6U



Symbols glossary



24h: When selected this function refreshes the air for c. 10 minutes every hour over a 24 hour period, at minimum speed and an imperceptible noise level.



Dimmering Lights



Lights: All cooker hoods feature lights to illuminate the cooking area or add to the ambience of the kitchen.



Intensive/turbo setting: when extra fast extraction is required.



Filters: Model has filters to help remove grease from the steam emanating from the pans during cooking.



Warning light(s): to advise when filters need changing.



Touch controls: Easy to use touch controls allow the appliance to be programmed at the touch of a button.



V-Condense System is a system that avoids the drips of condensation that you could show up on the hood within certain circumstance of use.