

KS110XE


Product family	Hood
Hood Type	Chimney Cooker Hoods
Design	T flat
Extraction	Ducted out or re-circulation possible
Electronic control	Yes
Material	Stainless steel
Type of steel	Brushed
EAN code	8017709201869
Hood width	110 cm
Aesthetics	Universal
Colour	Stainless steel
Finishing	Brushed
Logo	Embossed



Controls

Control setting	Electronic buttons
-----------------	--------------------

Program / Functions

No. of speeds	3
Intensive speed	
Time-setting options	

Technical Features



No. of lights	2	Anti-grease filters	Aluminium
Light type	LED	Filter replacement indicator	Yes
Light power	1 W	Vent outlet	150 mm
Light colour temperature scale (K)	4000 K	Minimum distance from GAS hob	750 mm
Free outlet maximum capacity	800 m ³ /h	Minimum distance from ELECTRIC hob	650 mm
Motor power	275 W	Non return valve	Yes
No. of filters	3		

	Extraction rate IEC 61591 [m ³ /h]	Noise level IEC 60704-2-13 [dBA]
Speed 1	295	51

Speed 2	395	58
Speed 3	513	64
Intensive speed	702	72

Performance / Energy Label



Annual Efficiency Consumption (AEChood)	62 kWh/year	Airbourne acoustical A-weighted sound Power Emission at minimum speed (SPEmin)	51 dBA
Energy efficiency class (EEC)	B	Airborne acoustical A-weighted sound Power Emission at maximum speed (SPEmax)	64 dBA
Fluid Dynamic Efficiency (FDE)	27.9	Airbourne acoustical A-weighted sound power emission at boost speed (SPEboost)	72 dBA
Fluid Dynamic Efficiency class (FDEC)	B	Time increase factor (F)	1.00
Lighting Efficiency (LE)	84.1 lux/W	Measured air flow rate at best efficiency point (Qbep)	373 m ³ /h
Lighting Efficiency Class (LEC)	A	Measured air pressure at best efficiency point (Qbep)	430 Pa
Grease Filtering Efficiency (GFE)	78.7 %	Measured electric power input at best efficiency point (Wbep)	160 W
Grease Filtering Efficiency Class (GFEC)	C	Normal Power of the light system (WI)	2 W
Air flow at minumum speed (Qmin)	295 m ³ /h	Average illumination of the light on the cooking surface (Emiddle)	370 lux
Maximum extraction rate	513 m ³ /h	Sound power level at highest setting (Lwa)	64 dBA
Intensive extraction rate	702 m ³ /h		

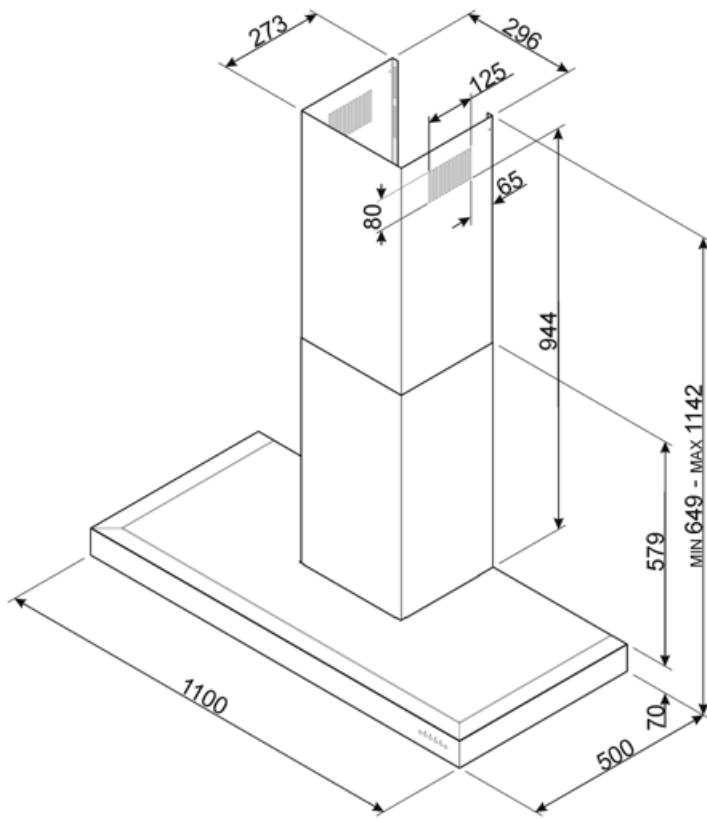
Electrical Connection

Nominal power	278 W	Power supply cable length	1000 mm
Voltage	220-240 V	Plug	No
Frequency (Hz)	50-60 Hz		


Also available

Alternative colours available	Black, Cream	Available colours	KS110BLE - KS110PE
-------------------------------	--------------	-------------------	--------------------

Optional accessories



Compatible Accessories



FLT4

Charcoal filter Kit 1 piece



KITALLFC

Universal Charcoal filter Stainless Steel AISI 304 The filter can be washed in dishwasher 50 °C (water and suitable detergent) and to dry it put in the oven 180°C 25 minutes

Symbols glossary

- | | | | |
|--|---|---|--|
|  | Filters: Model has filters to help remove grease from the steam emanating from the pans during cooking. |  | Switch off automatically: A special setting, to run after the end of cooking for a pre-set time and then switch off automatically. |
|  | Warning light(s): to advise when filters need changing. |  | Lights: All cooker hoods feature lights to illuminate the cooking area or add to the ambience of the kitchen. |
|  | Intensive/turbo setting: when extra fast extraction is required. |  | |