

# KS110XE



Product family	Hood
Tipo de Exaustor	Decorative wall hood
Design	T flat
Extraction	Extraction
Electronic control	Yes
Perimeter extraction	No
Material	Stainless steel
Type of steel	Brushed
EAN code	8017709201869
Aesthetic	Universal
Colour	Stainless steel
Acabamento	Satin
Logotipo	Logotipo embutido



## Controls

Control setting	Electronic buttons
-----------------	--------------------

## Program / Functions

No. of speeds	3
Intensive speed	
24h air filter function	No
Other functions	No
Time-setting options	
Other options	No
Ventilação automática	No

## Technical Features



Hood without motor	No	No. of filters	3
Remote motor	No	Anti-grease filters	Aluminium
No. of lights	2	Charcoal filters included	No
Light type	LED	Filter replacement indicator	Yes
Light Power	1 W	Vent outlet	150 mm
Dimmer mode	No	Minimum distance from GAS hob	750 mm
Escala de temperatura de cor clara (°K)	4000 °K	Minimum distance from ELECTRIC hob	650 mm
Free outlet maximum capacity	800 m <sup>3</sup> /h		

Motor power 275 W Non return valve Yes

	Extraction rate IEC 61591 [m <sup>3</sup> /h]	Noise level IEC 60704-2-13 [dBA]
Speed 1	295	51
Speed 2	395	58
Speed 3	513	64
Intensive speed	702	72

## Accessories Included

Remote control No Tube reduction No  
Sliding door No

## Performance / Energy Label



Consumo anual de energía (CAE exaustor)	62 kWh/a	Airbourne acoustical A-weighted sound Power Emission at minimum speed (SPEmin)	51 dBA
Energy efficiency class (EEC)	B	Airborne acoustical A-weighted sound Power Emission at maximum speed (SPEmax)	64 dBA
Fluid Dynamic Efficiency (FDE)	27,9	Airbourne acoustical A-weighted sound power emission at boost speed (SPEboost)	72 dBA
Fluid Dynamic Efficiency class (FDEC)	B	Power consumption in stand-by mode (Ps)	0,49 W
Lighting Efficiency (LE)	84,1 lux/W	Time increase factor (F)	1,00
Lighting Efficiency Class (LEC)	A	Measured air flow rate at best efficiency point (Qbep)	373 m <sup>3</sup> /h
Grease Filtering Efficiency (GFE)	78,7 %	Measured air pressure at best efficiency point (Pbep)	430 Pa
Grease Filtering Efficiency Class (GFEC)	C	Measured electric power input at best efficiency point (Wbep)	160 W
Air flow at mininum speed (Qmin)	295 m <sup>3</sup> /h	Nominal Power consumption of the light system (WL)	2 W
Air flow at maximum speed (Qmax)	513 m <sup>3</sup> /h	Average illumination of the light on the cooking surface (Emiddle)	370 lux
Air flow at boost speed (Qboost)	702 m <sup>3</sup> /h	Sound power level at highest setting (Lwa)	64 dBA

## Electrical Connection

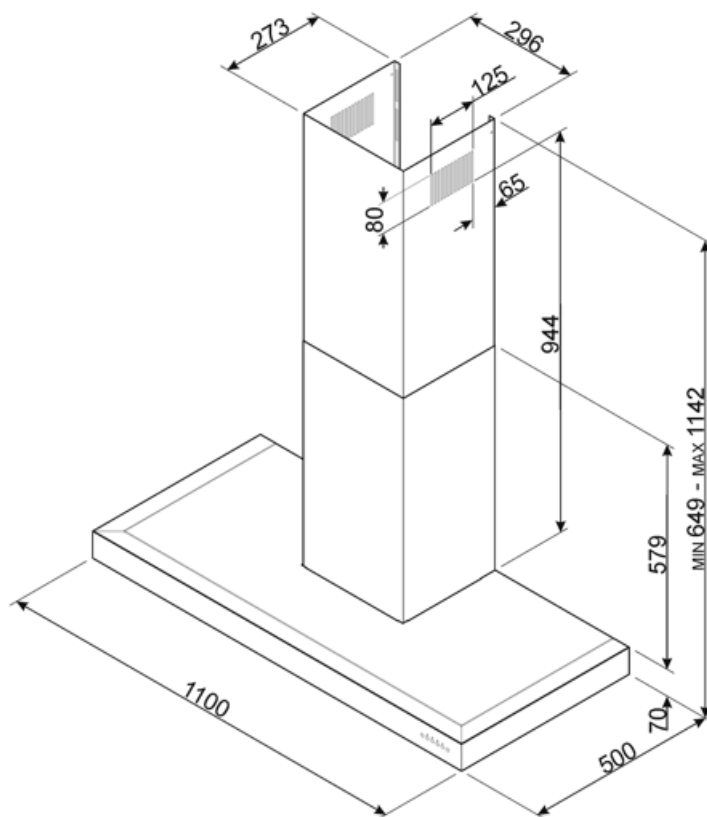
Plug	No	Frequency (Hz)	50-60 Hz
Electrical connection rating	278 W	Comprimento do cabo de alimentação	1000 mm
Voltage	220-240 V		

## Also available

Outras cores disponíveis	Preta, Creme	Códigos das outras cores disponíveis	KS110BLE - KS110PE
--------------------------	--------------	--------------------------------------	--------------------

## Optional accessories


Charcoal filter	FLT4	Non return valve	No
Remote control	No	Kit with aesthetic components	No
Chimney extension	No	Diffuser kit	No
Vent outlet	No		



---

## Compatible Accessories

---



**FLT4**

Filtro de carvão Kit 1 peça



**KITALLFC**

Filtro de carvão universal Aço inoxidável AISI 304 O filtro pode ser lavado na máquina lava-louça a 50 °C (água e detergente adequado) e para secar colocar no forno 180°C 25 minutos

---

## Symbols glossary

---



Filtros: O modelo tem filtros para ajudar a remover a graxa do vapor que emana das panelas durante o cozimento.



Luzes: Todos os exaustores possuem luzes para iluminar a área de cozinhar ou adicionar ao ambiente da cozinha.



Desligar automaticamente: Uma configuração especial, para ser executada após o final do cozimento por um tempo pré-definido e, em seguida, desligar automaticamente.



Luz(s) de aviso: para avisar quando os filtros precisam ser trocados.



Configuração intensiva/turbo: quando a extração extra rápida é necessária.